

We can't wait for you to use our new online platform for open book tests! We have set up an account for you, and your email and password are included in the email you received from us. You will use these credentials to login at:

<https://sso.teachable.com/secure/1470449/identity/login/password>

You can access your account on a mobile device, or a computer. It is your preference how you choose to proceed. This guide is geared for those using their computer.

The screenshot shows a web browser window with the URL sso.teachable.com. The page header features the Canadian Kennel Club logo and name. The main content is a login form titled "Log in". It contains two input fields: "Email" and "Password". A red arrow points to the "Email" field, and another red arrow points to the "Password" field. Below the "Password" field, there is a "Remember Me" checkbox (checked) and a "Forgot Password" link. The "Log in" button is highlighted with a red oval. At the bottom of the form, there is a link for "Need an account? Sign Up".

Once you log in, you will be prompted to accept our Terms of Use and Privacy Policy (*you will only need to do this step for your first login*):

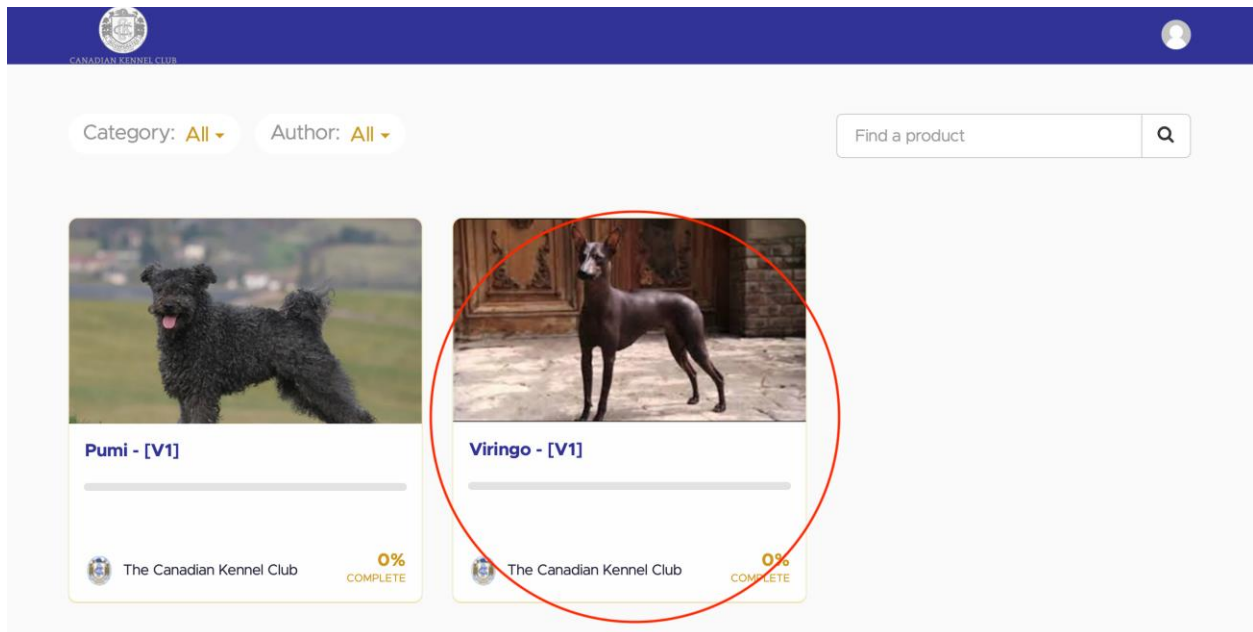
Welcome to The Canadian Kennel Club

We're so excited you're here. Before moving forward, please read and accept the Terms of Use and Privacy Policy.

I agree to The Canadian Kennel Club's [Terms of Use & Privacy Policy](#), and the [Terms of Use & Privacy Policy](#) of the course platform.

Continue

You will now find yourself on your homepage – welcome! All the tests you're required to complete will show on this page. Click the one you'd like to start with.




The screenshot shows the homepage of The Canadian Kennel Club. At the top, there is a dark blue header with the club's logo on the left and a user profile icon on the right. Below the header, there are two filter buttons: "Category: All" and "Author: All". To the right of these filters is a search bar with the placeholder text "Find a product" and a magnifying glass icon. The main content area displays two test cards. The first card is for "Pumi - [V1]" and the second is for "Viringo - [V1]". Both cards show a photo of the respective dog breed, the title, and a progress indicator at the bottom that says "The Canadian Kennel Club" and "0% COMPLETE". The "Viringo - [V1]" card is circled in red.

Tip! If you have a lot of tests, you can filter them by group using the “Category” drop down


Category: **All** Author: **All** Find a product

- All
- Canine Good Neighbour (1)
- Hound Group (1)
- Herding Group (1)**



Viringo - [V1]


The Canadian Kennel Club 0% COMPLETE



Pumi - [V1]

The Canadian Kennel Club 0% COMPLETE

Once you've selected the test you'd like to complete, you will be brought to an overview page. You can click either of the start buttons to begin!



Instructions: 1 / 2

Instructions

Start Lesson


Instructions
0 / 2 complete

- Instructions **Start**
- Breed Standard

Open Book Test
0 / 2 complete

- Open Book Test
- Next Steps

0% COMPLETE



The Canadian Kennel Club

The Canadian Kennel Club (CKC) is the primary registry body for purebred dogs in Canada and currently recognizes 187 breeds. As a non-profit organization, the CKC is dedicated to encouraging, guiding, and advancing the interests of purebred dogs and their responsible owners and breeders in Canada and promoting the knowledge and understanding of the benefits which dogs can bring to Canadian society.

The CKC is incorporated under [Animal Pedigree](#)

You will navigate through the test using the “Complete and Continue” buttons (either one of them!). You can see your progress within the test on the left-hand side of the screen.

The screenshot shows a course interface for 'Pumi - [V1]'. On the left, there is a sidebar with a progress indicator showing '0% COMPLETE'. Below this, there are sections for 'Instructions', 'Breed Standard', and 'Open Book Test'. The 'Open Book Test' section includes links for 'Open Book Test' and 'Next Steps'. At the bottom of the sidebar, there is a link to 'Teach online with teachable'. The main content area is titled 'Instructions' and contains two bullet points: 'Overall grade of 95% must be achieved to pass with a maximum of 1 error per breed allowed.' and 'Test must be completed within 30 days from the date of notification.' A 'Complete and Continue >' button is visible in the top right corner and another one is centered in the main content area.

The open book test portion will take you through a series of 15 questions. Read all potential answers and select your answer carefully.

Select the best correct answer(s) as described in the Breed Standard.

The screenshot shows a quiz question. The question is 'The general appearance:'. There are three answer options in rounded rectangular buttons: 'well muscled, with plenty of bone', 'small and fine boned', and 'strong, rather long back'. The quiz is labeled 'Quiz' in the top left corner and '1 / 15' in the top center.

When an answer is selected, it has not yet been SUBMITTED. You may click an answer, and then change your mind and select another.

Quiz

1 / 15

The general appearance:

well muscled, with plenty of bone

small and fine boned

strong, rather long back

Submit

Once an answer is selected, the Submit button will appear. Your selected answer is clearly highlighted in grey. Once your answer is submitted, you can NOT change your answer. To navigate to the next question, click “continue”.

Correct answers will display in green and will read “Correct” (text is redacted for test integrity).

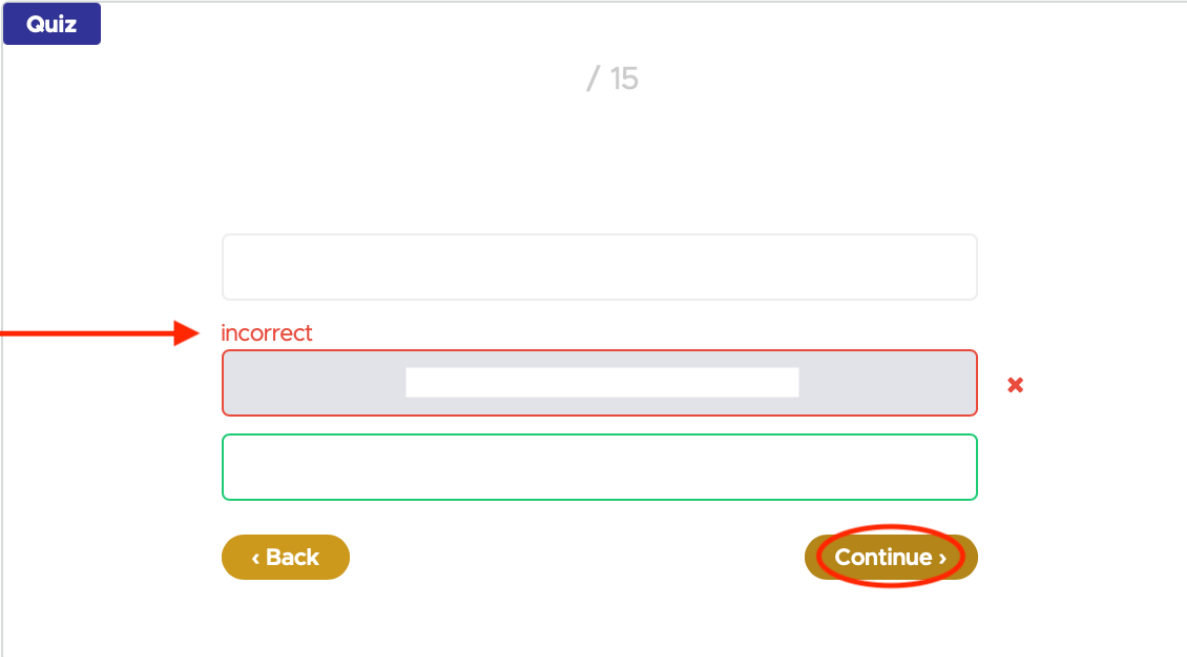
Quiz

/ 15

correct ✓

Continue >

Incorrect answers will display in red and will read “Incorrect” the correct answer will also be highlighted in green. (text is redacted for test integrity).




The screenshot shows a quiz interface with a blue header labeled "Quiz" and a progress indicator "/ 15". Below the header is a white input field. A red arrow points to the word "incorrect" in red text, which is positioned to the left of a red-bordered box containing a redacted answer. To the right of this box is a red "x" icon. Below the red-bordered box is a green-bordered box, which is empty. At the bottom of the interface are two buttons: a yellow button labeled "< Back" and a yellow button labeled "Continue >" which is circled in red.

The back button will allow you to go back to the previous question and see your answer, as well as the results. You will NOT be able to change your answer by clicking back.

Please note that CKC staff will no longer provide feedback on which questions are answered incorrectly. **Please take note of your incorrect answers if this is something you wish to track.**

Once you have answered all questions, a summary of your results will be provided.

Quiz





→ You scored 7 / 15 (46%)

Please note that once you select an answer and click "submit" you **cannot** go back and change your answer.


[Complete and Continue >](#)

Once you have completed the test, you will be returned to the summary page for that breed.

Using the CKC logo in the top lefthand corner you will be able to navigate back to the homepage of your account and proceed to complete additional tests if they're available to you.



Pumi - [V1]



→ **All lessons have been completed.**
You can review the materials at any point.

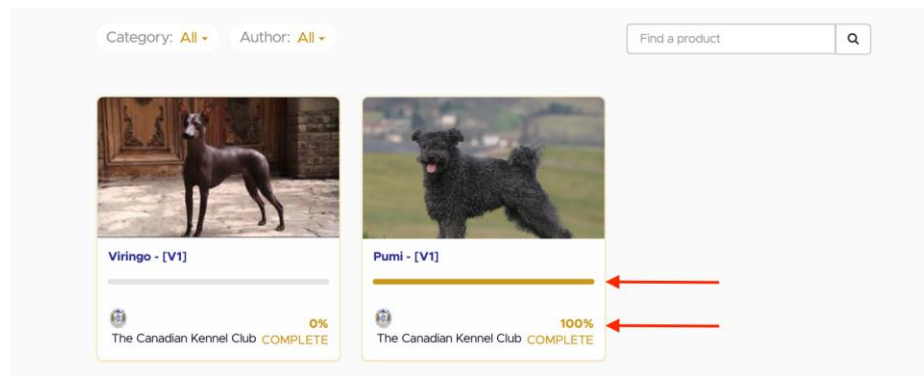
Instructions
✓ 2 / 2 complete

Instructions [Review](#)

→ **100% COMPLETE**

Your progress for each test will be displayed so you know which you have completed, and which you have not.

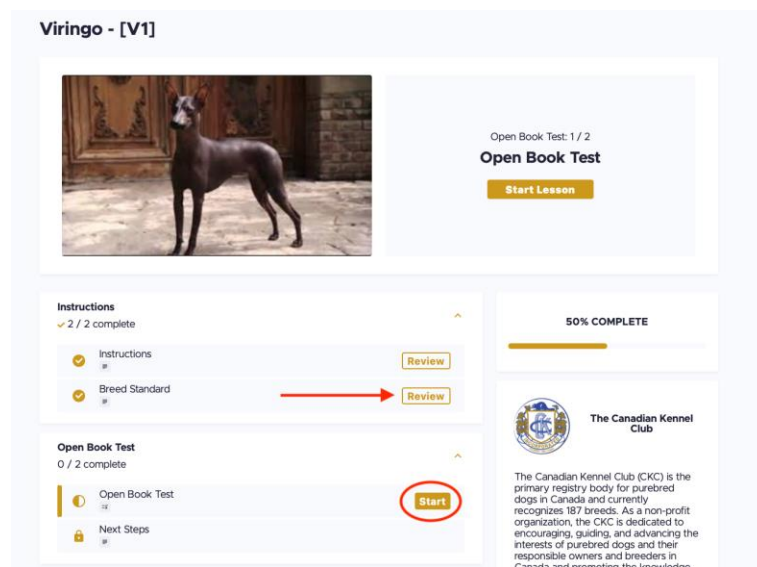
Once your tests are completed, the office will provide you with an official letter documenting your results and next steps. Please do not accept any judging assignments until you receive your official letter from the Shows & Trials staff.



Commonly Asked Questions:

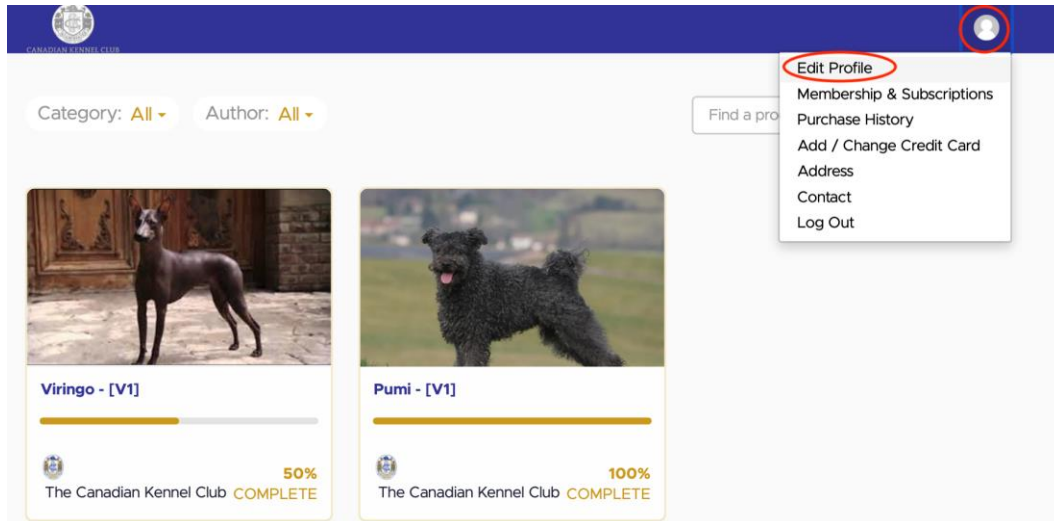
Question: If I stop working on the test halfway through a breed, can I return and complete the test from where I left off?

Answer: Yes! Your progress will be saved regardless of where you leave off (even if it's halfway through the 15 test questions). Simply navigate back to the course when you're ready. The overview page for the breed will show "review" beside completed sections, and "start" beside the section you left off on.



Question: How do I change my password?

Answer: The icon in the top right-hand corner will present a dropdown of options, select “Edit Profile” to adjust details such as your name, email address and password. You may choose to upload a profile image here as well.



Question: Who do I contact if something is not working?

Answer: Please send an email to eventapps@ckc.ca and we will connect with you to help troubleshoot.

Question: How soon will I receive an official letter confirming my results?

Answer: A staff member will contact you within 10 business days once you have completed the Open Book Test.