

AGILITY RULES & REGULATIONS

Effective January 1, 2017



CANADIAN KENNEL CLUB

CLUB CANIN CANADIEN

PURPOSE *(03-06-13)*

The purpose of agility trials is to demonstrate a dog's ability, regardless of breed, to work with its handler under a variety of challenges through a course of various agility obstacles.

TABLE OF CONTENTS

1	INTERPRETATIONS	
1.1	Definitions	1
1.2	Agility Trials Defined and Classified	3
2	GENERAL RULES & REGULATIONS	
2.1	Eligibility of Clubs to Hold Agility Trials.....	4
2.2	Making Application	5
2.3	Penalties.....	5
2.4	Failure to Hold a Trial.....	6
2.5	CKC Publications	6
2.6	Advertising	6
2.7	Officials and Committees.....	6
2.8	Trial Officials Duties	8
2.9	Stewards.....	9
2.10	Disqualifying or Excusing Dogs.....	11
2.11	General	12
2.12	Handlers with Disability	13
2.13	Trial Area & Course Size	13
2.14	Course Surfaces.....	14
3	JUDGES	
3.1	Contract Between a Club and a Judge... ..	14
3.2	Application for Approval of Judges.....	15
3.3	Eligibility for Approval to Judge	16
3.4	Judges' Responsibilities	16
3.5	Course Approval.....	17
3.6	Substitute Judge	18
3.7	General	18
3.8	Judging Overload.....	19
3.9	Indignities to Judges	19
3.10	Judge's Conduct.....	19
4	PREMIUM LIST & JUDGING SCHEDULE	
4.1	Premium List	19
4.2	Judging Schedule.....	22
5	RIBBONS & PRIZES	
5.1	Ribbons & Rosettes	23

5.2	Trophies & Prizes	24
5.3	Cancellation of Awards	24
6	ENTRIES & END OF TRIAL	
6.1	Entry Requirements	24
6.2	Entry Fees	26
6.3	Assumption of Risk	26
6.4	Entry Forms	26
6.5	Acceptance of Entries	27
6.6	Refusal of Entries	28
6.7	Closing of Entries	28
6.8	Moving Up	28
6.9	Withdrawal of Entries	29
6.10	Bitches In Season	29
6.11	Health	30
6.12	Veterinarian	30
6.13	Catalogues	30
6.14	End of Trial	32
7	UNSPORTSMANLIKE CONDUCT	33
8	CLASSES, DIVISIONS, LEVELS, JUMP HEIGHTS & TITLES	
8.1	Divisions	34
8.2	Selected Divisions	35
8.3	Veterans Divisions	36
8.4	Levels	36
8.5	Jump Heights	37
8.6	Wickets	37
8.7	Measurement	37
8.8	Titles	38
8.9	Agility Novice (AG.N.)	38
8.10	Agility Intermediate (AG.I.)	38
8.11	Agility Excellent (AG.X.)	39
8.12	Agility Master Excellent (AG.M.X.)	39
8.13	Agility Master Excellent (AG.M.X.) (multiples added e.g. AGMX2, 3, 4...) ..	40
8.14	Agility Novice Jumper (AG.N.J.)	40
8.15	Agility Intermediate Jumper (AG.I.J.)	41
8.16	Agility Excellent Jumper (AG.X.J.)	41
8.17	Agility Master Excellent Jumper (AG.M.X.J.)	42
8.18	Agility Master Excellent Jumper (AG.M.X.J) (multiples added e.g. AGMXJ2, 3, 4...)	42

8.19	Agility Master Champion (AG.M.CH.)	43
8.20	Selected Standard Agility Classes	43
8.21	Selected Jumpers With Weaves Classes.....	43
8.22	Selected & Veterans Title.....	44
8.23	Title Requirements-PAD	45
8.24	Title Requirement-Steeplechase	45
8.25	Title Requirement-International Challenge Class	46
8.26	Title Requirement-Jumps & Tunnels.....	47

9 OBSTACLE PERFORMANCE REQUIREMENTS

9.1	Order of Obstacles.....	47
9.2	A-Frame.....	48
9.3	Dog Walk.....	48
9.4	Teeter	48
9.5	Pause Table.....	48
9.6	Open Tunnel.....	49
9.7	Closed Tunnel.....	49
9.8	Weave Poles	49
9.9	Bar Jumps	50
9.10	Panel Jump.....	50
9.11	Other Jumps.....	50
9.12	Double Bar Jump	50
9.13	Ascending Spread Jump.....	50
9.14	Triple Bar Jump	50
9.15	Tire Jump	50
9.16	One Bar Jump	51

10 GENERAL SCORING CRITERIA & GENERAL COURSE DESIGN PRINCIPLES

10.1	Walkthrough	51
10.2	Refusals.....	51
10.3	Running a Wrong Course	52
10.4	Table Fault	52
10.5	Failure to Perform	53
10.6	Re-Runs	54
10.7	Mandatory Excusals.....	54
10.8	Collars	55
10.9	Obstacle and Jump Positions.....	56
10.10	Course Distances and Times.....	56
10.11	Selected & Veteran Class Course Times.....	58

10.12	Starting & Completion.....	59
10.13	Qualifying Performance	60
10.14	Placements	60
10.15	Course Time Deductions.....	60
10.16	Faults & Deductions.....	61
10.17	Announcement of Scores	62
10.18	Mechanics of Designing Courses.....	62
11	STANDARD AGILITY CLASS	
11.1	Regular Standard Classes.....	63
11.2	Novice Standard Class Obstacles	64
11.3	Novice Standard Class Challenges	64
11.4	Novice Standard Course Design Elements.....	65
11.5	Intermediate Standard Class Obstacles..	66
11.6	Intermediate Standard Class Challenges.....	67
11.7	Intermediate Standard Course Design Elements.....	68
11.8	Excellent Standard Class Obstacles	70
11.9	Excellent & Master Excellent Standard Class Challenges	70
11.10	Excellent Standard Course Design Elements.....	71
12	JUMPERS WITH WEAVES	
12.1	Regular Jumpers With Weaves Classes ..	73
12.2	Novice Jumpers With Weaves Class Obstacles.....	74
12.3	Novice Jumpers With Weaves Class Challenges.....	74
12.4	Novice Jumper With Weaves Class Course Design Elements.....	74
12.5	Intermediate Jumpers With Weaves Class Obstacles.....	76
12.6	Intermediate Jumpers With Weaves Class Challenges.....	76
12.7	Intermediate Jumpers With Weaves Class Course Design Elements.....	76
12.8	Excellent Jumpers With Weaves Class Obstacles.....	77
12.9	Excellent Jumpers With Weaves Class Course Design Elements.....	78

13	POINTS AND DISTANCE	
13.1	Points and Distance (PAD) Class.....	79
13.2	Classes	89
14	STEEPLECHASE	
14.1	Steeplechase	90
15	INTERNATIONAL CHALLENGE CLASS	
15.1	Purpose.....	92
15.2	Standard Course Times	93
15.3	Equipment Requirements	94
15.4	Jump Height.....	95
15.5	Titles	96
16	JUMPS & TUNNELS (J&T)	96
17	SANCTION MATCH	99
18	PROTESTS	101
19	COMPLAINTS	102
20	DISCIPLINE	104
21	PROCEDURE FOR CONDUCTING AN AGILITY TRIAL COMMITTEE HEARING	105
22	PARTICIPATION	106
23	LIABILITY	107
24	AMENDMENTS	108
APPENDIX A – Obstacle Construction		
	Specifications.....	109
APPENDIX B – Signals & Scribe Notations		121
APPENDIX C - Signals & Scribe Notations		
	for Steeplechase	121

1 INTERPRETATIONS

1.1 Definitions

“Board” means the Board of Directors of The Canadian Kennel Club

“breed” includes a breed that is accepted by a CKC recognized foreign stud book or by an association incorporated under the Animal Pedigree Act other than the CKC

(51-03-14) **“canine companion number”** (CCN) means that mixed and unrecognized breed dogs are allowed to participate in the CKC Performance Events of Agility, Obedience and Rally Obedience Trials

“CKC” means The Canadian Kennel Club

“Club” means The Canadian Kennel Club

“club” means a club or association officially accredited by The Canadian Kennel Club

“complainant” means any person who has laid a charge or complaint against another person, partnership, company or organization relative to contravention of these rules, regulations, procedures and policies of The Canadian Kennel Club

“debar” means to prohibit a person from participating in any competition or other activities directed, sanctioned, sponsored or authorized by The Canadian Kennel Club if held under its auspices or under any of its rules and regulations

“defendant” means any person, partnership, company or organization against whom a charge or complaint has been laid, relative to contravention of these rules, regulations, procedures and policies of The Canadian Kennel Club

“deprive of privileges” means to deprive a non-member of all privileges accorded to non-members of The Canadian Kennel Club, including the use of the Head Office

“dog” means a dog of either sex

“exhibitor” means the owner(s) or handler who enters a dog in an agility trial

“expel” means to terminate membership in The Canadian Kennel Club and depriving the person so expelled from all privileges of The Canadian Kennel Club

“handler” means the person handling the dog in the agility trial

“Head Office” means the office at which the business of The Canadian Kennel Club is carried out on a regular ongoing basis

“immediate family” means spouse, father, mother, son, daughter, brother, sister, grandparents and significant other

“instructor” means any person who regularly instructs or assists with the training of Agility dogs, or who regularly trains Agility dogs belonging to a person outside his immediate family

“lame” means any condition which affects a dog’s locomotion. (e.g. a dog with a withered or amputated limb is considered to be moving with unnatural locomotion)

“listed breed” means a breed that is included in the Miscellaneous List and that is authorized to participate in CKC events in accordance with the rules and regulations governing those events

(51-03-14) **“mixed-breed dog”** means a dog of unknown ancestry that belongs to no recognized breed and is not the result of selective breeding

“owner” means the owner or owners as stated on the registration certificate of the dog

(51-03-14) **“recognized breed”** means a breed that The Canadian Kennel Club is authorized to register in accordance with the Animal Pedigree Act or a dog of a breed included in the CKC Miscellaneous list

“suspend” means to deprive a member, for the period ordered, of all the privileges of The Canadian Kennel Club

“trainer” see “instructor”

(51-03-14) **“unrecognized breed”** means a dog of known ancestry not on the CKC list of recognized or miscellaneous breeds and that is registered with a Registry recognized by the CKC

This rule book shall be read with all applicable changes in gender so that the masculine shall include the feminine and vice versa and the singular shall include the plural if applicable.

1.2 Agility Trials Defined and Classified

1.2.1 When a trial is held in conjunction with a specialty show, the trial may be confined to the breeds eligible for entry in the Specialty Show.

1.2.2 An approved agility trial is a formal event given by a CKC accredited club at which qualifying scores may be awarded towards a title.

1.2.3 A limited entry agility trial is one where a club applies to hold a trial for all breeds but limits the total entry due to the geographical area or limitation of space. The maximum limit of entries and reason, therefore, must be indicated on the front of the premium list.

1.2.4 A trial may be comprised of a combination of any of
(04-06-16) the official classes listed in Chapter 8 or multiples of a particular class.

(04-06-16) (a) A trial may be defined as all the classes on a
(11-09-16) given date or a club may chose to hold multiple trials on a given date, to a maximum of 4. However, a judge must not be asked to design and judge more than 12 courses per day and must not judge more than 300 runs per day.

(04-06-16) (b) When a class is chosen to be part of a trial, all levels, divisions and jump heights must be offered. One or more levels may be offered more than once (i.e., Novice, Intermediate and Excellent must all be offered, however multiple sets of i.e., Excellent may also be offered for Standard, JWW and PAD). An exception to this rule is if the ring size only accommodates the Novice level, a host club may apply to run Novice only trials on one weekend per year (i.e., in the winter when space may be limited).

(04-06-16) (c) The group may contain more than one set of Standard, Jumpers with Weaves, or any or all of the game classes, or it may contain multiple sets from each type of class. It is at the discretion of the host club to choose which classes to offer.

-
- 1.2.5 A sanctioned agility match is an informal event given by a CKC accredited club at which dogs compete but do not earn qualifying scores towards titles.
-

2 GENERAL RULES & REGULATIONS

2.1 Eligibility of Clubs to Hold Agility Trials

- 2.1.1 Only accredited clubs or associations that are in good standing with the CKC are eligible to apply for and hold an agility trial.
- 2.1.2 A club that has not held an agility trial under CKC rules within 3 years will be required to hold at least one sanctioned match.
- 2.1.3 A club or association may be approved to host trials *(05-06-16)* on 12 dates in any calendar year.
- 2.1.4 A club can be approved to hold separate trials on consecutive days, but will not be approved to hold more than 4 trials on any single day. *(07-03-14)*
- 2.1.5 A Specialty Club holding a Specialty Show under CKC rules may hold an Agility trial in conjunction with its specialty show that is confined to the breed(s) eligible for entry in its specialty or the club may apply for an all breed Agility trial.
- 2.1.6 Where a specialty trial is being held simultaneously with an all breed trial but not at the same venue and within the mileage requirements, the all breed trial will exclude those breeds from the trial in which the specialty club has been approved. Such exclusion will be limited to a maximum of 5 breeds.
- 2.1.7 Permission may be granted to hold simultaneous agility trials or an all breed, and a specialty agility trials when the dates conflict with one or more CKC agility trials being held less than 250 miles (402 km) apart if it can be shown that granting of such approval will not work to the detriment of the clubs applying to hold the trials, and that all clubs agree in writing to waive this rule. *(06-06-16)*
- 2.1.8 When a specialty Agility trial is being held in conjunction with an all breed Agility trial at the same venue, the all breed club will provide a letter of acknowledgment to the specialty club, which must be submitted along with the Event Date Application form.
-

-
- 2.1.9 A club offering an all-breed agility trial at its option (51-03-14) may allow mixed breeds and unrecognized breeds to be entered in the trial. This option is not available for single breed trials. If this option is exercised, it must be stated in the Premium List.

2.2 Making Application

- 2.2.1 A club applying to hold an agility trial must make application on forms provided by the CKC. The Event Date application must be submitted so as to be received not less than 180 days prior to the date of the proposed trial. The CKC will notify the club whether or not approval has been granted. If the date is granted and the club fails to hold its trial on the date approved, an administrative fee as set by the Board will be assessed against the club, unless the CKC waives this fee on the grounds that the club had no alternative but to postpone or cancel.
- 2.2.2 The Event Secretary must be a regular member in good standing with the CKC.
- 2.2.3 The CKC shall have the authority to grant or withhold approval of an application for a trial date. In the event approval is withheld, the trial-giving club shall have no claim against the CKC.
- 2.2.4 A club wishing to obtain priority rights for specific dates on which to hold agility trials may apply for priority rights on a form provided by the CKC. Clubs may apply for a maximum of 3 consecutive priority dates for a term. The fee to maintain dates will be set by the Board. Priority rights must be validated each year by submission of the appropriate date application. The application must be submitted so as to be received not less than 180 days prior to the dates of the proposed trials, or priority will automatically become null and void for the remainder of the priority dates held, and those dates will then become available to other clubs.
- 2.2.5 A club that meets all of the requirements of the CKC may be approved to hold an agility trial.

2.3 Penalties

- 2.3.1 When an application for a trial date is received by the CKC less than 180 days prior to the event, and rejection will cause undue hardship on the trial-giving club, the CKC, after consultation with

the local CKC Board member, may approve the application. An administrative fee, as set by the Board, will be levied and this fee is payable within 30 days of notification from the CKC. The trial giving club shall have no claim against the CKC.

2.4 Failure to Hold a Trial

- 2.4.1 The CKC shall have the power to grant or withhold approval of an application for dates. If the date is granted and the club fails to hold its trial on the date approved, an administrative fee as set by the Board will be assessed against the club, unless the CKC waives this fee on the grounds that the club had no alternative but to postpone or cancel. This fee is payable within 30 days of notification from the CKC. In the event that such action is taken, the trial-giving club shall have no claim against the CKC.

2.5 CKC Publications

- 2.5.1 All clubs holding agility trials are required to have available, copies of the latest editions of these Agility Trial Rules and Regulations.

2.6 Advertising

- 2.6.1 A club that has not been granted priority dates must not advertise or publish the date of any agility trial that has not been approved by the CKC.
- 2.6.2 A club that has been granted priority dates for its event may advertise those dates prior to submitting the Event Date Application. This does not exempt the club from submitting the required applications to the CKC within the prescribed time frame.
- 2.6.3 A club must not advertise or publish the names of the judges until the club has received notification from the CKC that the judges have been approved.

2.7 Officials and Committees

- 2.7.1 A Club holding an agility trial must name, by appointment or election, a Trial Superintendent, a Trial Chair, a Trial Secretary, and a Trial Committee, who must be regular members in good standing with the CKC. The premium list for CKC approved
(12-09-16)

agility trials shall designate the Trial Secretary as the person who is to receive entries. Any person acting as Trial Secretary may not judge at the same trial. Except as otherwise provided in these rules, and to any other instructions delivered in writing by the Trial Committee to the Trial Superintendent, the Trial Superintendent is in charge of the trial.

- 2.7.2 Only those persons in good standing, member or non-member, with the CKC may act in any official capacity at agility trials. Any person acting as a Trial Chair or Trial Secretary must be a regular member of the CKC.
- 2.7.3 A club that has been granted permission by the CKC to hold a trial must appoint an Agility Trial Committee which will have complete responsibility for planning and conducting the event. The Committee shall be comprised of at least 5 members of the club and may include the Trial Secretary, but the Trial Secretary shall not be designated as the Agility Trial Committee Chair. A majority of the Agility Trial Committee must be present during a CKC approved agility trial. In the absence of Agility Trial Committee members, the Chair or an officiating officer shall appoint sufficient Committee members in order to ensure compliance with this section. At least 2 members of the Agility Trial Committee must be CKC members in good standing.
- 2.7.4 The Agility Trial Committee and Trial Secretary shall be held responsible for compliance with all of the applicable Agility Trial Rules and Regulations, except those coming under sole jurisdiction of the judge, and must provide themselves with copies of the latest editions of these rules.
- 2.7.5 The Trial Secretary shall ensure that all changes in the official catalogue are initialed and dogs absent are recorded.
- 2.7.6 The Trial Superintendent and the Agility Trial Committee of a club holding an approved agility trial shall have the authority to decide upon any matter arising during the running of the agility trial, except when it falls under the jurisdiction of the judge in the ring.
- 2.7.7 It is the responsibility of the trial-giving club and the Trial Committee to provide facilities and equipment which meet the requirements of these rules.
- 2.7.8 The Trial Committee shall provide the judges with the following information:

The available ring dimensions, any barriers, constraints or hazards, such as trees, poles, walls, and including the type of ring surface, the running order of the classes in each ring, and a complete list of available obstacles including type and construction of the tire jump, the size of the obstacles for which size variations are allowed and whether an electronic timing device is to be used.

2.7.9 The duties and authority of all Trial Officials shall be as prescribed in these rules.

2.7.10 The Trial Chair and Trial Secretary may handle dogs at the trial where they are officiating.

2.7.11 A dog that bites or attempts to bite another dog or a person may be removed from the event grounds or premises for the duration of the event by the Agility Trial Committee

2.7.12 (15-09-16) Where a person who has control or custody of a dog at a CKC event causes that dog to suffer serious injury or death through negligence or willful misconduct, the Trial Superintendent or the Agility Trial Committee shall file a report to the CKC for possible submission to the Discipline Committee.

2.7.13 (16-09-16) The officials of a trial-giving club will be held responsible for the conduct of exhibitors and spectators during the trial. Any person acting in an objectionable manner must be removed from the trial precincts on complaint to the Trial Superintendent.

2.8 Trial Officials Duties (17-09-16)

2.8.1 Trial Chairperson

(17-09-16) The Trial Chairperson will be responsible for naming the Trial Committee, the Trial Secretary, and the Trial Superintendent. The Trial Chair will be responsible for developing a Trial budget, and setting event goals in discussion with Committee members. He will also be responsible for the selection and confirmation of the venue and applying for the event date. He are also responsible for the process of nominating and selecting and arranging contracts with the necessary judges. In conjunction with the Trial Secretary, the Trial Chair must complete and submit all necessary paperwork to the CKC for event and judge approval. Other tasks may be assigned by the Executive of the Club.

The Trial Chair has primary responsibility for running the event. All committees report to the Trial Chair.

2.8.2 Trial Superintendent

(17-09-16) Prior to the opening of the trial, the Show Committee shall hand over to the Trial Superintendent the running of the trial, and that individual shall be in charge of the event from that time until its completion. The Trial Superintendent shall be responsible for the enforcement of all rules and regulations relating to the trial and any additional rules announced in the Premium List. The Trial Superintendent shall insure that he is in possession of or has immediate access to a copy of the latest approved Agility Rules and Regulations.

2.8.3 Trial Secretary

(17-09-16) The Trial Secretary will be responsible for the processing of all official paperwork required by the Canadian Kennel Club. He/She will also be responsible for ensuring that all entrants have the required material to compete on the day of the trial and shall process all entry fees and CKC fees. The Trial Secretary shall produce and mail or otherwise distribute a Premium List, receive all entries, order ribbons, assist in the production of the official section of the catalogue, prepare a judging schedule, send entry confirmations to all entrants, and perform all official duties at the trial site during the day of the trial. On completion of the event, forward all necessary paperwork and fees to the CKC.

2.9 Stewards

2.9.1 The Trial Committee shall provide the following minimum number of stewards per ring:

- (a) one Scribe;
- (b) one Table Steward (optional);
- (c) two Ring Stewards;
- (d) one Timekeeper;
- (e) one Gate Steward;
- (f) one Leash Runner.

2.9.2 The responsibilities of the Scribe will include, but are not limited to:

-
- (a) ensuring that the correct class, jump height and competitor number is recorded at the top of each score sheet;
 - (b) recording the faults as signaled by the judge as the course is being run;
 - (c) recording the time of each run on the score sheet.
- 2.9.3 The responsibilities of the Table Steward will include, but are not limited to:
- (a) calculating the scores and running times and ensuring that the scores and running times are recorded in the CKC catalogue;
 - (b) recording each competitor's score and running time for the score board;
 - (c) calculating placements for each class;
 - (d) marking absent dogs.
- 2.9.4 The responsibilities of the Ring Stewards will include, but are not limited to:
- (a) setting up each course as directed by the judge;
 - (b) replacing downed poles, straightening or adjusting any obstacle as required.
- 2.9.5 The responsibilities of the Timekeeper will include, but are not limited to:
- (a) taking the official running time with a digital stopwatch or electronic timer;
 - (b) reporting the running time to the scribe in hundredths of seconds.
- 2.9.6 The responsibilities of the Gate Steward will include, but are not limited to:
- (a) ensuring the next dog and handler are ready to run the course as soon as the previous performance has been completed;
 - (b) ushering competitors in and out of the ring;
 - (c) indicating when jump height changes are required.
- 2.9.7 The responsibilities of the Runner will include, but are not limited to:
- (a) bringing the appropriate score sheets from the scribe to the table stewards;
 - (b) moving leashes to the exit gate.
-

2.9.8 It is the responsibility of the Trial Committee to provide 2 digital stop-watches that record time to 1/100th of a second, one to be used by the timekeeper and one to be used as a spare if the primary one malfunctions. If an electronic timing device is used, a stop watch must be available as back-up.

2.9.9 Scribes and Timekeepers may compete, but are excluded from the height division of the class or classes they are assigned to. Scribes and Timekeepers may handle a dog in another class if it does not conflict with the completion of their assignment.
(09-06-16)

2.10 Disqualifying or Excusing Dogs

2.10.1 At his discretion, a judge shall have the authority to excuse or disqualify a dog which menaces, threatens, attempts to bite or bites the judge, another person, or another dog in the ring. When a dog is twice excused on this account, it shall have the status of a disqualified dog.
(19-03-16)

2.10.2 At his discretion, a judge shall have the authority to permanently disqualify a dog which bites the judge or another person in the ring. Dogs disqualified under this provision will not be eligible for reinstatement. The decision to permanently disqualify a dog must be clearly indicated on the Judge's Disqualification Form.
(19-03-16)

2.10.3 Excusals *(18-09-16)*

(a) A judge can excuse a dog, if the dog is aggressive towards another dog or person in the ring; or leaves the ring and displays menacing or threatening behaviour towards a dog or person outside the ring. When a dog is twice excused for this reason, it shall have the status of a disqualified dog.

2.10.4 Disqualify while being measured.

(a) a judge must disqualify a dog that bites or attempts to bite a judge or another person while it is being measured.

2.10.5 When a judge disqualifies or excuses a dog for aggression, the disqualification or excusal and reason therefore, must be recorded in the marked catalogue and signed by the judge. The owner or handler of the dog must be advised of said reason

before leaving the ring. A dog which has been disqualified shall not receive any ribbon, prize or award. In such cases, the CKC may order that any previous awards be cancelled and all ribbons and/or prizes shall be returned.

2.10.6 *(19-03-16)* Once a dog has been disqualified for any reason at an agility trial, it may not be entered in another trial until the dog has been reinstated by the CKC. All awards earned by a dog entered in violation of this section will be cancelled by the CKC and the owner of the dog may be subject to disciplinary action. A dog disqualified under section 2.10.2 is not eligible for reinstatement.

2.10.7 *(19-03-16)* Any dog that is disqualified under section 2.10.2 shall automatically be disqualified from entering in any CKC event in any other discipline until such time as the dog is officially reinstated, if the dog is eligible for reinstatement.

2.10.8 *(19-03-16)* Reinstatement

(a) The owner of a dog which has been disqualified at an event held under these rules may, after 30 days from the date of said disqualification, apply in writing to the CKC for reinstatement of the dog, unless the dog is ineligible for reinstatement as per Section 2.10.2. The request for reinstatement must be accompanied by a deposit as set by the Board.

2.10.9 The owner of a disqualified dog must wait at least 30 days from the date of the disqualification before requesting reinstatement. A letter accompanied by the appropriate fee should be mailed to the CKC requesting reinstatement.

2.11 **General**

2.11.1 There shall be no smoking within the course area at any time.

2.11.2 On the day of the trial the judge must provide the club with the course design and may supply a copy of the course design for each handler. A map of each course must be posted prominently before the judging of the class begins.

2.11.3 A warm-up area must be set up with one (1) jump. This area must be separate from the course area. In trials with multiple rings, a separate warm up area is required for each ring.

-
- 2.11.4 Equipment that is not being used for a particular class must be stored so as not to interfere with the running of the course.
 - 2.11.5 The Agility Trial Committee shall provide without cost one exhibitor pass for each dog entered. If a trial is held in conjunction with a fair, exhibition or other activity where an admission fee is charged, the exhibitor's pass must include free admission to that fair, exhibition or other activity in that venue.
 - 2.11.6 All CKC Officers, CKC Board members, and the local Agility Council Representative shall be admitted without charge to any agility trial.

2.12 Handlers with Disability

- 2.12.1 At the judge's discretion a modification to the exercise/routine may be made to accommodate a handler with disabilities providing that such modification does not aid the dog's performance or inhibit other dogs and the dog is required to perform all exercises/routines.

2.13 Trial Area & Course Size *(19-09-16)*

- 2.13.1 *(19-09-16)* The trial area will be determined by the Trial Committee.
- 2.13.2 *(19-09-16)* The area available for an agility trial should provide adequate space for crating and warm-up areas, in addition to the minimum course area requirements. The minimum course areas are as follows:
 - (a) Indoors
 - Novice 6,000 sq. ft. (558 sq. m.)
 - Intermediate 8,000 sq. ft. (744 sq. m.)
 - Excellent 8,000 sq. ft. (744 sq. m.)
 - The minimum length of any side is 60 feet (18.3m).
 - (b) Outdoors
 - Novice 8,000 sq. ft. (744 sq. m.)
 - Intermediate 10,000 sq. ft. (930 sq. m.)
 - Excellent 10,000 sq. ft. (930 sq. m.)
- 2.13.3 *(19-09-16)* The course must be enclosed with 2 sets of ropes approximately 12" (30.5 cm) and 24" (61 cm) above the ground or other visible barriers.

2.13.4 Sites should be essentially level and clear. Judges
(19-09-16) have the option of requesting a change of venue, or canceling the event if conditions pose a hazard or danger and cannot be modified or corrected.

2.13.5 There should be a holding area clearly separated
(19-09-16) from the ring and the area surrounding the ring where handlers and dogs may wait prior to their turn to enter the ring.

2.13.6 A catch area at the end of the course should be
(19-09-16) clearly defined to ensure the handlers have their dogs under control before leaving the area. If this is not possible, then the finish line (and the last jump/obstacle) should be located far enough away from the exit gate to allow the handler to have the dog under control before leaving the ring.

2.14 Course Surfaces

2.14.1 Whether indoors or outdoors, courses must be set
(19-09-16) up on non-slip surfaces such as packed dirt, grass, bark mulch, carpeting, matting or padded matting. If a course is run on concrete, the area must be fully matted and landing areas must be padded with adequate landing mats.

3 JUDGES

3.1 Contract Between a Club and a Judge

3.1.1 A verbal or written approach to a judge regarding a
(09-09-16) specific event must be confirmed in writing by the trial-giving club within 15 days of the inquiry, or the assignment will be considered null and void and the judge is thereby free to accept other assignments. In such circumstances, a judge who accepts another assignment must inform the trial-giving club within 15 days and prior to the judge accepting another assignment for that date.

3.1.2 A judge must confirm in writing within 15 days
(10-09-16) his acceptance of an assignment with a club after receipt of confirmation that the services of the judge will be required. If such confirmation is not received by the club within 15 days, the agreement will be

considered null and void and the club is free to seek the services of another judge.

3.1.3 The CKC will consider a signed letter by the club, for the engagement of a judge to officiate at future events, as a legal and authorized engagement. Any attempts to break such a contract by the club without reasonable and just cause could lead to immediate cancellation of future events until such dispute is settled. The CKC will not enter into any disputes over fees and/or payments.

3.1.4 Clubs must notify judges of the requirements of the assignment. The following information must be included:
(20-09-16)

- (a) if electronic timers will be utilized
- (b) the dimensions of the ring/s including any post or obstructions and/or any areas set aside for other functions
- (c) whether the trial is indoors or outdoors and type of ring barrier
- (d) the classes being offered at each trial, including the event numbers
- (e) type of surface/footing
- (f) whether one or more rings are to be used
- (g) the running order of the classes in each ring
- (h) the full equipment list with the dimensions of the equipment including the length of jump bars, and wings, a statement of contact equipment coating, the style of the tire, and any other information that would assist with course design.
- (i) if the judge is to design courses in conjunction with another officiating judge, the contact information for the other officiating judge.
- (j) any other information that is required for the judge to design courses appropriately.
- (k) reimbursement and payment details for the assignment
- (l) information as to travel, accommodation, and attendance at the trials.

3.2 **Application for Approval of Judges**

3.2.1 After a club has been granted permission by the CKC to hold an agility trial, the club must submit for approval the Judges Application form. The

application must be submitted so as to be received not less than 120 days prior to the date of the trial. The application must set forth the names and addresses of the persons selected to judge, as well as the classes assigned to each judge.

- 3.2.2 When the application for approval of judges reaches the CKC less than 120 days prior to the trial, an administrative fee, as set by the Board, will be assessed against the club.
- 3.2.3 Once approval is granted, the CKC will inform the trial giving club that the judges have been approved. The Trial Secretary shall send to each approved judge a confirmation of assignment letter, supplied by the CKC, as well as all of the information the judge will need to design the courses for the trial.
- 3.2.4 *(21-09-16)* Once the Premium List is published, no change will be permitted except when necessary (e.g., due to death or illness) and with CKC permission.
- 3.2.5 *(13-06-16)* A judge shall not be required to judge more than 300 runs per day and no more than 12 courses per day.
- 3.2.6 A judge must be provided with a meal period of not less than 30 minutes.

3.3 Eligibility for Approval to Judge

- 3.3.1 The Board shall have the power to prescribe from time to time the regulations for eligibility to judge one or more levels at an agility trial. It shall also have the power to prescribe the procedures in order to determine and/or test the qualifications of a person seeking to establish eligibility to judge one or more levels. It may prescribe regulations by which a person may be removed from the list of persons eligible to judge at an agility trial.

3.4 Judges' Responsibilities

- 3.4.1 *(14-06-16)* Judges are responsible for making agility courses appropriately challenging, and judged in accordance with these Regulations.
- 3.4.2 Judges are not permitted to release numbered courses prior to a trial. Unnumbered courses or courses showing obstacle location must not be provided to host clubs prior to 48 hours of the trial.

-
- 3.4.3 The course layout for each class must be posted in an easily accessible area at least ½ an hour before the start of the class.
(14-06-16)
- 3.4.4 Judges are responsible for inspecting the course area and checking the equipment before starting each course, ensuring that the course and ring are safe.
- 3.4.5 A judge cannot enter a dog or compete at a trial that he is officiating at.
- 3.4.6 When 2 trials are running simultaneously, the judges cannot enter either trial.
- 3.4.7 A judge must clearly call all faults that occur on the course throughout the entire run, even after a dog has earned a non-qualifying score. The signals for a fault shall be (see Appendix D for illustration of Signal & Scribe Notation):
(22-09-16)
- “F” failure to perform -
two raised arms, hands open
 - “W” wrong course -
one raised arm, hands open
 - “R” refusal -
one raised arm, hand in closed fist
 - “T” table fault -
hands held in “T” shape (as in time-out)
- 3.4.8 At the end of the assignment the judge must ensure that the marked catalogue is properly signed and any changes initialed.
- 3.4.9 The judge will instruct the scribe of his responsibility to record faults signaled by writing the letters as listed in section 3.4.6 on the scribe sheet for each dog.
- 3.4.10 The judge must examine the qualifying scribe sheets to verify the official catalogue is marked correctly.
- 3.4.11 At the conclusion of the trial, all scribe sheets will remain with the trial secretary who will keep them as a record for a minimum of one year.

3.5 Course Approval

- 3.5.1 The judge must submit his proposed course for approval to the CKC a minimum of 60 days prior to the date of the trial.

3.6 Substitute Judge

- 3.6.1 *(15-06-16)* When a trial giving club is notified prior to the opening of the trial that an advertised judge will not be able to fulfill his assignment, permission from the CKC to substitute the judge is required. The club will make every effort to notify all exhibitors. If time does not permit approval from the CKC, the zone CKC Board member or the zone Agility Representative may give approval for the substitution. Exhibitors affected by this change may, by written or electronic notification, withdraw their entries prior to the judge's briefing of the class.
- 3.6.2 *(15-06-16)* Qualifying scores earned shall be awarded under the name of the judge whose courses were designed and approved.
- 3.6.3 If an advertised judge has started an assignment but is unable to finish the assignment on that day, a substitute judge shall be selected by the Agility Trial Committee. The awards made by the regular judge shall stand and the substitute judge shall judge only the remaining classes. Any dog, which is to be judged by the substitute, may be withdrawn from competition. No refunds will be given. Awards given shall be deemed to have been given by the advertised judge.
- 3.6.4 Any person in good standing with the CKC may be used as a substitute judge in an emergency, provided all efforts to obtain a qualified substitute judge have been exhausted. The substitute judge shall judge the classes as originally approved by the CKC. The CKC shall be promptly notified of the substitute judge.
- 3.6.5 Where the advertised judge is delayed, a substitute judge shall be permitted to finish judging any class in progress.

3.7 General

- 3.7.1 A judge officiating at a trial must report to the Trial Secretary at least 30 minutes before scheduled starting time for the assignment.
- 3.7.2 If a judge is unable to fulfill his assignment due to illness or to any other circumstances beyond his control, the judge shall immediately notify the club; follow up such conversation with written confirmation (letter, fax, email) sent to the club and the CKC of his inability to officiate.

-
- 3.7.3 A judge is not allowed to consume alcoholic beverages at the venue until the completion of the assignment.

3.8 Judging Overload

- 3.8.1 When entries close and the club determines that the total number of dogs entered under a judge exceeds the maximum number of runs, the club must seek approval from the CKC to transfer one or more height divisions or classes to an overload judge to reduce the total number of runs. Courses submitted by the original Judge will be used in all classes or height divisions. Awards given shall be deemed to have been given by the advertised judge. Exhibitors affected by the change may, by written notice, withdraw their entries up to one hour before the first trial starts.

3.9 Indignities to Judges

- 3.9.1 A judge officiating at a trial held under these rules shall not be subjected to indignities of any kind during the progress of the trial. It shall be the duty and obligation of the club holding the trial to see that this rule is effectively carried out.

3.10 Judge's Conduct

- 3.10.1 A judge must conduct himself in a manner that is fair and not prejudicial to the sport.

4 PREMIUM LIST & JUDGING SCHEDULE

4.1 Premium List

- 4.1.1 A standard Premium List must be published by all clubs holding agility trials under these rules. A club which has been granted permission to hold a trial, and has received approval of its selected judges, must prepare and have printed a Premium List with entry forms to be made available to prospective exhibitors.

4.1.2 Premium lists and entry forms shall be of such size, in such form, and contain such information as prescribed by the CKC. The following information must be listed on the front cover (or first inside page, excluding the inside cover) of the premium list:

- (a) the words “Official Premium List”;
- (b) the name of the club holding the event;
- (c) the type of event (i.e. All Breed Agility Trial, Specialty Agility Trial, etc.);
- (d) dates of the events;
- (e) date and time for closing of entries (no entries may be accepted, altered, cancelled or substituted after the official closing date and time for entries, except for as provided in these rules);
- (f) date and time for opening of entries, not earlier than 90 days prior to the first day of the trial;
- (51-03-14) (g) whether mixed breeds and unrecognized breeds can enter;
- (h) if a trial is to be limited, a prominent announcement on the cover page that entries in the trial will close automatically when the limit has been reached, or on the closing date, whichever comes first.

4.1.3 The following information must appear in a premium list:

- (a) exact location of, and directions to, the event (may include a map showing the location of the site);
- (b) the statement “These events held under the rules of The Canadian Kennel Club”;
- (c) at least one copy of the entry form with the official logo of the CKC printed on it;
- (d) a statement as to whether the trial is indoors, outdoors or both;
- (e) if the trial is outdoors, a statement as to whether or not cover will be provided in case of inclement weather;
- (f) a list of club officers (addresses may be given if desired);
- (g) a list of the Trial Committee with the address and phone number of the Trial Secretary;
- (h) the address and phone number of where entries are to be sent;
- (i) a listing of the judges and their mailing addresses;

-
- (j) a complete list of each judge's assignment broken down for each day;
 - (k) a list of awards and prizes, if offered;
 - (l) if money is to be offered as prizes, the amount for each award must be stated;
 - (m) the amount of the entry fee for each class;
 - (n) the name of the Chief Executive Officer of The Canadian Kennel Club and the address of the Head Office;
 - (o) a club must include a statement defining the precincts of the trial (a building or specific area may be designated, but it must be clearly defined);
 - (p) ring size and surface to be used for each course;
 - (q) a club may provide an Alternates list and if so provided, it must be stated in the premium list with the terms and conditions for substitution and refunds;
 - (r) a club must state if Contact familiarization will be available for Novice dogs;
 - (s) a club may offer the option to move up (if offered the terms and conditions must be clearly stated);
 - (t) the following statement: "It shall be the duty and obligation of the trial-giving club to see that a judge, club official, volunteer, or any participant at an event held under these rules, is not subject to indignities of any kind. The Agility Trial Committee Chair shall promptly report to the CKC any infringement of this regulation, and the Discipline Committee shall have the authority to take such action as it deems fit, on receipt of a report indicating that this has occurred;
 - (u) whether the club is using electronic timers. If they are not used in all rings, which rings and classes will be using them.

4.1.4 Clubs are free to include other rules and regulations as they deem necessary. However, if other rules are included, they become part of the premium list and will be enforced.

4.1.5 Clubs holding trials shall include the following statement in their premium list:

Attention Foreign Exhibitors

Please note that fees are due and payable in Canadian dollars. Due to consistently fluctuating currency rates, discounted cheques will not be accepted.

Personal cheques will be accepted; however, they are to be payable in Canadian funds. If you send a cheque in US funds, it must be made out for the full amount of the entry and no exchange will be refunded to the exhibitor. Please do not mark cheques “Payable in Canadian Funds” or “At Par”. They will not be cleared by the banks. To simplify the process, we urge that you purchase bank drafts or money orders payable in Canadian funds. Your understanding and cooperation is appreciated. Thank You.

4.1.6 A copy of the premium list must be sent to the CKC at the time of distribution to prospective entrants. One copy must be sent to:

- (a) all officiating judges;
- (b) the Board member representing the zone in which the trial is to be held;
- (c) the agility representative in the zone in which the trial is to be held.

4.1.7 If indications point to a probable entry in any or all classes in excess of the club’s facilities, it may limit entries in any or all classes by prominent announcement on the title cover page of its Premium List that entries in such classes or trial will close automatically when a certain limit, determined as above, for such class or trial has been reached, even if the official closing date for entries has not arrived. An alternate list must be compiled in the order received, and alternates may be allowed to run in the place of any absent dog. Entry fees for an absent dog replaced by an alternate dog shall be refunded to the absent dog’s owner. Alternate dogs which are not able to run shall have the entry fees refunded.

4.2 **Judging Schedule**

4.2.1 A club holding an agility trial must prepare, after the entries have closed and not before, a program showing the time scheduled for the judging of the various classes. A receipt (containing name and number of a dog, class entered, and name of exhibitor), and a schedule of judging must be sent to all exhibitors on closing of entries. Such schedule must include the number of dogs entered in each class. Once published, the order or the classes must not be changed.

4.2.2 Once prepared, a copy of the judging schedule must be sent to the CKC as well as the following:

-
- (a) all officiating judges;
 - (b) the Board member in the zone in which the trial is to be held;
 - (c) the agility representative in the zone in which the trial is to be held.

4.2.3 The judging schedule shall be based on the judging of 300 runs per judge per day.

5 RIBBONS & PRIZES

5.1 Ribbons and Rosettes

5.1.1 All ribbons, rosettes, and other prizes shall be offered to qualifying dogs only. No ribbon, rosette, or other prize shall be awarded which is not listed in the premium list.

5.1.2 A club holding a trial under these rules shall provide ribbons and rosettes as provided in this section.

5.1.3 The following information shall appear on the face of each ribbon or rosette: Name of the club holding the trial; the crest of the CKC; and, the words "Qualifying Score". Each ribbon or rosette shall be at least 2" (5.1 cm) wide and at least 8" (20.3 cm) long. A ribbon shall only be provided for those dogs which received a qualifying score.

5.1.4 Ribbons or rosettes shall be offered in each height division for 1st, 2nd, 3rd and 4th placements in each height division in each class. Ribbons or rosettes must include the standing, club name and the crest of the CKC.

5.1.5 All clubs holding agility trials under the rules of the CKC shall use the following colours for their prize ribbons and rosettes:

First Prize	- Blue
Second Prize	- Red
Third Prize	- Yellow
Fourth Prize	- White
Qualifying	- Blue & White

5.2 Trophies and Prizes

- 5.2.1 If money prizes are offered, a fixed amount for each prize shall be stated in the premium list.
- 5.2.2 All non-monetary special prizes which are offered shall be accurately described or the value stated in the premium list. Stud services or dogs shall not be offered as prizes.

5.3 Cancellation of Awards

- 5.3.1 Any contravention of these rules will cause a win to be cancelled.
- 5.3.2 If an award is cancelled by the CKC, the exhibitor of the dog shall return all prizes to the Secretary of the trial-giving club within 10 days of receipt of notice from the CKC that the award has been cancelled.
- 5.3.3 Where a protest is sustained by the trial-giving club and/or the Discipline Committee as provided in these rules, the Discipline Committee shall have the authority to order the cancellation of all wins earned by the dogs concerned.

6 ENTRIES & END OF TRIAL

6.1 Entry Requirements

- 6.1.1 Every dog entered in an approved agility trial or sanctioned agility match must be one of the following:
(51-03-14)
- (a) registered with the CKC;
 - (b) have a Canine Companion Number;
 - (c) have an Event Registration Number;
 - (d) have a Performance Event Number;
 - (e) eligible for registration with the CKC or;
 - (f) have a Miscellaneous Certification Number (MCN) if it belongs to a CKC listed breed.
- 6.1.2 If a dog is not registered individually in the CKC Stud Book, it may be entered at a trial held under these regulations as a “listed” dog, provided that:
- (a) if born in Canada, it is of a litter which is eligible for CKC registration;

-
- (b) if not born in Canada, it is eligible for individual registration in the records of the CKC;
 - (c) if foreign born and owned, it obtains an Event Registration Number or CKC registration number, from the CKC within 30 days of the first trial entered;
- 6.1.3 To be eligible to compete at approved agility trials or sanctioned agility matches a dog must meet the requirements as outlined in these rules, and:
- (a) must be at least 18 months of age to participate in approved trials, 12 months of age for sanctioned matches;
 - (b) may be spayed, neutered, or debarked;
 - (c) may not be lame (it is the judge's responsibility to determine whether a dog is lame);
 - (d) may not compete if it has tape or bandages (such a dog must be immediately excused and under no circumstances may it be returned later for judging after the tape or bandages have been removed).
- 6.1.4 Entry of a listed dog at an agility trial must be accompanied by a listing fee as set by the Board in addition to the regular entry fee. All fees, listing and recording, must be submitted to the CKC by the club holding the trial, within the 21 days following the trial.
- 6.1.5 The CKC has the authority, at any time, to require the owner of a "listed" dog to submit proof of the dog's eligibility for registration in the CKC's Stud Book, and if the CKC is satisfied that the dog is not eligible for registration, it shall have the right to order the cancellation of all scores and prizes earned by the dog at trials held under these regulations. Failing to comply with the CKC's request to return ribbons and/or prizes to the clubs concerned, automatically renders the owner of the dog ineligible to enter any dog in any competition approved by the CKC.
- 6.1.6 An entry shall not be made at any agility trial under a judge of any dog which the judge, or any member of his immediate family or household, owns or has owned (wholly or in part), sold, held under lease or personally trained, within 6 months prior to the date of the trial. Students may enter a trial which is being judged by their instructor. However, the above shall not apply at sanctioned matches.
-

-
- 6.1.7 Every dog must be the bonafide property of the persons listed as owner, and can only be entered once in any one class at a trial.
 - 6.1.8 An exhibitor may enter more than one dog in any class.
 - 6.1.9 Once a qualifying score has been earned in a particular class, the dog is no longer eligible to enter a lower class.
 - 6.1.10 Entries may not be accepted earlier than 90 days prior to the first day of a trial.
 - 6.1.11 Only dogs entered in Official Classes are permitted within the precincts of the trial.

6.2 Entry Fees

- 6.2.1 Tendering of a dishonoured cheque or declined credit card in payment of entry fees shall be considered non-payment of entry fees. Any individual who commits this offence should be reported to the CKC, and may be subject to disciplinary action and cancellation of awards.
- 6.2.2 No dog is allowed to enter the ring at any agility trial unless the entry fee has been paid.

6.3 Assumption of Risk

- 6.3.1 The owner or agent entering a dog in a trial does so at his own risk and agrees to abide by these rules.
- 6.3.2 The CKC shall not be responsible to any person, partnership, club or corporation for any loss or damage arising at, or by reason of, any agility trial held under any rules adopted by the CKC.

6.4 Entry Forms

- 6.4.1 The entry form for a dog entering an agility trial must disclose the name of the dog entered, the name and address of the owner, the name of the breeder, date and place of birth, names of sire and dam, name of agent (if any) the class in which it is entered, the jump height for that dog, the breed, the sex of the dog and the CKC registration number, Event Registration Number (ERN), Performance Event Number (PEN), Canine Companion Number (CCN) or Miscellaneous Certification Number (MCN).

-
- 6.4.2 Owners are responsible for any errors in entry forms.
 - 6.4.3 An official CKC entry form must be completed in full and signed by the owner or his authorized agent. Failure to do so may result in the cancellation of all wins.
 - 6.4.4 A trial-giving club must notify the exhibitor of an incomplete entry form and the trial secretary cannot accept any entry unless it is complete by the close of entries.
 - 6.4.5 Entry forms received by the CKC, which are incomplete and/or contain incorrect information may result in awards being cancelled.
 - 6.4.6 At a trial, entry forms shall be made available for inspection by the local CKC Board Member or an advisor appointed to carry out such inspection.
 - 6.4.7 A CKC entry form must be completed and signed by all exhibitors and received by the Trial Secretary before the closing date of the trial.

6.5 Acceptance of Entries

- 6.5.1 At the club's discretion, electronically transmitted entry with "electronic payments" may be used. The exact details must appear in the premium list.
- 6.5.2 Telephone entries are prohibited except as provided by the CKC in the event of a postal disruption.
- 6.5.3 No entry shall be accepted from or on behalf of any person who has been expelled, deprived of privileges, debarred or suspended by the CKC or any other registering body for purebred dogs.
- 6.5.4 After entries close, no further entries may be accepted, cancelled or substituted except provided for in the case of a postal strike.
- 6.5.5 The Trial Secretary must be in possession of all entries at the time of closing. (See Section 6.7.3).
- 6.5.6 Closing Date
(17-06-16)
 - (a) The closing date for entries is at the discretion of the host club.
 - (b) Day Of Trial Entries may be accepted providing that entries are not accepted once courses copies for the set of trials have been posted or distributed. Should the club use this

provision, it must be stated in the premium list.

6.6 Refusal of Entries

- 6.6.1 The club hosting a trial may:
- (a) decline to accept entries or in the case of non-acceptance, refund the fee with the reason for non-acceptance;
 - (b) remove any dog from the venue for just cause;
 - (c) A club declining an entry or ordering the removal of a dog from it's trial must report, in writing, all such matters to the CKC with a full explanation and/or reason within 14 days after its trial has been held.
- 6.6.2 A club may refuse an entry from any exhibitor known to have tendered a dishonoured cheque or declined credit card unless the entry are accompanied by cash, money order or certified cheque.
- 6.6.3 No one shall have any claim or recourse against the club holding the trial or any official connected therewith for the refusal of an entry for just cause.

6.7 Closing of Entries

- 6.7.1 Entries shall close as stated in the premium list.
- 6.7.2 A club holding a CKC approved agility trial shall not accept any entries received after the closing date and time specified in the premium list.
- 6.7.3 All entries must be made on an official CKC entry form and be received by the Trial Secretary before the closing date and time of entries.
- 6.7.4 Entries may be limited by the trial-giving club for reasons such as limitations of facilities, or judges.

6.8 Moving Up

- 6.8.1 *(51-03-14)* A dog that is individually registered in the records of the CKC or has an Event Registration Number (ERN) or a Miscellaneous Certification Number (MCN) or a Performance Event Number (PEN) or a Canine Companion Number (CCN) and has received 3 qualifying scores from at least 2 different judges, may be transferred to the next level provided

that a written or electronic request is received prior to the commencement of each trial or in accordance with the conditions advertised in the premium list.

- 6.8.2 A dog that has completed the requirements for a Novice or Intermediate title in any class is not required to move up to the next level.
- 6.8.3 If it is established by the CKC that a dog moved up to the next level has not completed the requirements for the lower level before moving up, all passing ribbons and/or awards shall be forfeited and cancelled by the CKC and the owner may be subject to disciplinary action.
- 6.8.4 In order for a dog to be eligible to move up, the *(51-03-14)* dog must be individually registered in the CKC or have an Event Registration Number (ERN) or a Miscellaneous Certification Number (MCN) or a Performance Event Number (PEN) or a Canine Companion Number (CCN) before entries close. The addition of a CKC number after close of entries does not make the dog eligible and will result in referral to the Discipline Committee.

6.9 Withdrawal of Entries

- 6.9.1 An exhibitor has the right to withdraw an entry and receive a full refund at any time up to the closing date and time as published in the premium list. This may be done by telephone, but either written or electronic notification must be received by the trial secretary no later than the official closing date and time as stated in the premium list. If written or electronic notification is not received, the dog will remain entered in the trial.

6.10 Bitches In Season

- 6.10.1 Bitches in season are not permitted to compete. The judge of an agility trial must remove from competition any bitch in season.
- 6.10.2 When a bitch comes into season after entry has been submitted to the Trial Secretary, a Veterinarian's certificate, certifying the bitch was in season within the 10 day period preceding the trial, must reach the Trial Secretary on or before the start of the trial. The trial-giving club must refund the entry fee, service charge and listing fee. The refund and the terms thereof must be clearly stated in the premium list.

6.11 Health

- 6.11.1 No dog may be entered at a trial held under these regulations if it:
- (a) has distemper or other communicable disease;
 - (b) has had distemper or other communicable diseases unless it has been fully recovered for 30 days;
 - (c) is known to have been in contact with distemper or other communicable disease until 30 days after such contact and provided such dog has itself been free from any symptom of said disease during the 30 days;
 - (d) has been kenneled on premises on which there existed distemper or other communicable disease until 30 days after such exposure and provided the dog has itself been free from any symptom of the disease during the 30 days;
 - (e) has parvovirus unless it has been fully recovered for 90 days.
- 6.11.2 All dogs must have current immunization status before being entered.

6.12 Veterinarian

- 6.12.1 Every trial shall have a qualified veterinarian within easy call during the entire progress of the trial.

6.13 Catalogues

- 6.13.1 An official catalogue must be provided for all approved agility trials and available for all exhibitors to review. The official catalogue must be printed or typed.
- 6.13.2 The following information must be listed on the outside front cover or the first page of the catalogue:
- (a) name of the club or association holding the trial;
 - (b) the dates of the trial;
 - (c) the statement “This event held under the rules of The Canadian Kennel Club”;
 - (d) exact location of the trial;
 - (e) list of the Agility Trial Committee including the Trial Chair;
 - (f) name, address and phone number of the Trial Secretary;

-
- (g) a complete list of the judges and their mailing addresses;
 - (h) a listing of each judge's assignments for each day.
- 6.13.3 The following information must appear in the catalogue for each dog:
- (a) catalogue number of the dog;
 - (b) registered name of the dog (in capital letters);
 - (51-03-14) (c) CKC registration number, Event Registration Number (ERN), Performance Event Number (PEN), Canine Companion Number (CCN), Miscellaneous Certification Number (MCN) or designate as Listed;
 - (d) date of birth;
 - (e) sex of dog;
 - (f) name of breeder(s);
 - (g) registered name of sire;
 - (h) registered name of dam;
 - (i) place of birth (Canada or elsewhere);
 - (j) name of owner(s);
 - (k) address of owner(s);
 - (l) agent (if applicable).
- 6.13.4 When in attendance, a trial-giving club shall provide a complimentary copy of its catalogue to the Board Member and/or Agility Council Representative. If requested by the judge, a marked catalogue or an electronic version of the result of the trial shall be forwarded to the judge at the completion of their assignment.
- 6.13.5 A running order may be made available to exhibitors at the club's discretion.
- 6.13.6 A catalogue shall not be placed on sale or made available to exhibitors, officials, members of the trial-giving club or the general public, until 1 and 1/2 hours prior to the opening of the first approved event. In the case of a club holding 2 or more consecutive trials, the opening of the trial shall mean the day of the first trial.
- 6.13.7 In the event of an error the catalogue which differs from the information on the entry form, the Trial Secretary may upon request from the owner/handler of said dog and prior to judging, correct the catalogues to be sent to the CKC. The dog may compete in the class as stated on the entry form.
-

6.14 End of Trial

6.14.1 The Trial Secretary shall forward the following to the CKC so as to be received within 21 days of the completion of an approved agility trial:

- (a) the official catalogue marked to indicate each dog's score and indicating any absent dogs, and marked "Qualifying" next to the name of all dogs that received qualifying scores;
- (b) one unmarked catalogue;
- (c) all original entry forms;
- (d) all catalogues marked and signed by the officiating judges;
- (e) the list, provided by the CKC, of persons ineligible to participate in the trial;
- (f) apprentice judge's reports;
- (g) diagrams of course layouts for each class, including ring dimension; actual measured distance for each course, and the standard course times for each course signed and dated by the judge;
- (h) any other information or reports which may be required by the CKC.

An administrative fee as set by the Board will be imposed for each day's delay in the returns reaching the CKC.

6.14.2 The following certification must appear in the official catalogue:

TRIAL SECRETARY'S CERTIFICATION

I certify that the judge has verified the above information and signed this page.

Number of dogs entered _____

Total number of qualifying scores _____

Date _____

Signature of Trial Secretary

Name of Trial Secretary (please print)

JUDGE'S CERTIFICATION

I certify that _____ dogs judged by me received qualifying scores in this Agility Trial and that the above information identifying these dogs was entered prior to my signing this page.

Date _____

Signature Judge _____

Name of Judge (please print)

- 6.14.3 A club holding an approved agility trial shall retain an official marked catalogue for at least one year.
- 6.14.4 The trial-giving club is responsible for the collection of all listing and recording fees. Within 21 days after the completion of its trials, the trial-giving club shall forward the following to the CKC:
- (a) The signed certification over the signatures of the President and Trial Secretary of the club as to the number of listed dogs entered in its trial, and the total number of dogs entered in competition in its trial;
 - (b) A remittance fee which shall include all listing and recording fees as set by the CKC for each and every dog entered in competition in its trial. In the event that the CKC establishes that the remittance fails to completely cover the fees as set forth above, an administrative fee will be assessed against the club as set by the Board.

7 UNSPORTSMANLIKE CONDUCT

- 7.1 It shall be deemed unsportsmanlike conduct if a person, during the running of, or in connection with an event, abuses or harasses a judge, trial official or any other person present in any capacity at the event.
- 7.2 Any person who displays unsportsmanlike conduct or
(18-06-16) who is seen to kick, strike or otherwise roughly man-handle a dog while on the grounds of an agility trial at any time during the holding of the event, may be
-

expelled from the site for the trial, the day, or the set of trials by the Agility Trial Committee.

- 7.3 The judges shall also have the authority to expel a handler from a trial if they observe unsportsmanlike conduct on the part of the handler or see the handler kicking, striking or otherwise roughly manhandling a dog while the event is in progress. It will be the duty of the judge to report promptly to the Agility Trial Committee the expulsion of a handler.
- 7.4 The Agility Trial Committee shall investigate, at once, any instance of alleged unsportsmanlike conduct on the part of the handler, or any report that a handler has been observed kicking, striking or otherwise roughly manhandling a dog. If the Agility Trial Committee, after investigation, determines that a handler is in violation of this section, and that the incident, if proven, would constitute conduct prejudicial to the sport or the CKC, it shall exercise its authority in accordance with the Complaints section of these rules.
- 7.5 The Trial Secretary shall submit to the CKC a complete report of any hearing action taken under this section within 21 days.

8 CLASSES, DIVISIONS, LEVELS, JUMP HEIGHTS & TITLES

8.1 Divisions *(24-09-16)*

8.1.1 *(23-09-16)* The Official Classes are Standard, Jumpers With Weaves, Points and Distance, Steeplechase, International Challenge, and Jumps and Tunnels. All Classes are divided into Divisions and in each Division there are Jump Heights. Some Classes have Levels.

8.1.2 *(24-09-16)* There are three types of divisions, Regular, Selected and Veterans.

(24-09-16) (a) A dog entering an Agility trial will be entered in the Regular Division unless the entry specifies the dog is entered in the Selected or the Veterans Division.

-
- (24-09-16) (b) All three divisions must be offered at all CKC agility trials.
 - (24-09-16) (c) All dogs in all divisions run the same courses and run concurrently in the respective height divisions.
 - (24-09-16) (d) The owner of a dog may choose to enter the Selected or Veteran Divisions in lieu of entering the Regular division but may be entered in only one class division in a trial.
 - (24-09-16) (e) Once a dog is entered in Veteran division, the dog may not go back to compete in the Regular or Selected division.
 - (24-09-16) (f) A dog entered in Selected division may enter Regular division at a separate trial.
 - (24-09-16) (g) Any dog eligible to enter an agility trial as defined in Chapter 6.1 is eligible to enter the Regular, Selected or Veteran Division.

8.1.3 A dog that has completed the requirements for a Novice or Intermediate title in any class is not required to move up to the next level.

8.2 Selected Divisions (19-06-16)

8.2.1 Dogs entered in the Selected division

- (25-09-16) (a) Run the same courses as in the Regular divisions.
- (b) Have adjusted height and course times (see Section 11.11).
- (c) Run concurrently in the respective jump height.

8.2.2 The owner may choose to enter the Selected division (27-09-16) in lieu of entering the Regular division at any trial.

- (27-09-16) (a) The dog must be entered only in Selected division and may not move back and forth between the Selected division and the Regular division during a set of trials.
- (27-09-16) (b) Any new titles earned will be designated with the letter 'S' for Selected following the title (e.g. AGMXS).

8.2.3 Dogs moving into the Selected or Veteran division (20-06-16) can move laterally, and take any legs they have earned in the Regular division with them. Once a dog has moved to the Veteran division it may not move back to the Regular division. Dogs may move from the Selected division to the Regular division.

However, they cannot take legs earned in the Selected division to the Regular division but must either start at the level they were already at in the Regular division or start at Novice if they had not previously run in the Regular division.

8.2.4 Dogs entering the Selected division will receive an additional 10% over Regular division SCT.

8.3 Veterans Division *(21-06-16)*

8.3.1 At the option of the handler, a dog 7 years of age or older may be entered in the Veterans *(29-09-16)*

(29-09-16) (a) Once a dog has been designated as a Veteran and entered in the divisions, the dog cannot revert/transfer back to the Regular or Selected divisions.

(29-09-16) (b) Dogs entered in The Veteran division run the same courses as in the Regular divisions.

(29-09-16) (c) Dogs may jump one or two jump heights lower than its regular jump height. However they must be entered in the same jump height for a set of trials (see Section 11.11).

(29-09-16) (d) Run concurrently in the respective jump height.

(29-09-16) (e) The dog will retain titles and/or qualifying scores towards titles accumulated in the Regular or Selected divisions.

(29-09-16) (f) Any new titles earned will be designated with the letter “V” for Veteran following the title (e.g. AGMXV).

8.3.2 Veteran dogs run the same course as Regular dogs *(22-06-16)* but may jump 1 or 2 heights lower than Regular and will be allowed an additional 20% over Regular SCT.

8.3.3 It is the handler’s choice to enter a Veteran one or two jump heights lower than its Regular jump height. *(21-06-16)* However the dog must be entered in the same height for a set of trials.

8.4 Levels

8.4.1 There are four levels: Novice, Intermediate, Excellent and Master Excellent *(23-06-16)*

(23-06-16) (a) A dog must be started at the Novice Level for each Class: Standard, Jumpers with Weaves, and PAD.

(23-06-16) (b) Steeplechase, International Challenge and Jumps and Tunnels have no levels.

(23-06-16) (c) A Selected or Veteran dog may start at the level it had attained in either Regular or Selected.

8.5 Jump Heights

8.5.1 The following table shows the height at which the top bar on jumps are set based on the height of the dog at the withers and for each division (Regular, Selected or Veterans).

Dog Height at Withers	Jump Height Regular	Jump Height Selected	Jump Height Veteran (*)
10" (25.4cm) and under	8" (20.3cm)	4" (10.16cm)	4" (10.16cm)
Over 10" (25.4cm) and up to and including 14" (35.6cm)	12" (30.5cm)	8" (20.3cm)	4" (10.16cm) or 8" (20.3cm)
Over 14" (35.6cm) and up to and including 18" (45.7cm)	16" (40.6cm)	12" (30.5cm)	8" (20.3cm) or 12" (30.5cm)
Over 18" (45.7cm) and up to and including 22" (55.9cm)	20" (50.8cm)	16" (40.6cm)	12" (30.5cm) or 16" (40.6cm)
Over 22" (55.9cm)	24" (61cm)	20" (50.8cm)	16" (40.6cm) or 20" (50.8cm)

8.5.2 Owners are responsible for entering the correct jump height. Dogs that run in a jump height lower than their correct jump height will not be eligible to earn a qualifying score.

8.5.3 In case of a discrepancy the judge will measure the dog. The dog will then be allowed to run in the correct jump height for that measurement.

8.6 Wickets

8.6.1 Adjustable or fixed wickets made of wood, metal or rigid plastic may be used to measure dogs.

8.7 Measurement

8.7.1 Judges may require any dog to be measured.

(27-06-16) (a) The measurement must be taken by a club official or judge.

-
- (27-06-16) (b) All dogs must be measured in a perpendicular line from the withers to the floor on a hard level surface (cement or wood).
- (27-06-16) (c) A table (i.e. a grooming table, for measuring small dogs, if requested by the handler, the pause table) or another flat surface for measuring should be available.
- (27-06-16) (d) Dogs should be in good working condition and shall be standing naturally, not in a crouched or stretched position

8.8 Titles

- 8.8.1 In order to be awarded and permitted to use any
(07-06-13) CKC agility title, a dog must be: registered with
(51-06-13) the CKC, or have an Event Registration Number (ERN), or a Performance Event Number (PEN) or a Canine Companion Number (CCN) or have a Miscellaneous Certification Number (MCN) if it belongs to a CKC listed breed.

8.9 Agility Novice (AG.N.)

- 8.9.1 The CKC will permit the use of the letters AG.N., signifying an Agility Novice title, to be used in connection with and after the name of each dog which has met the requirements for that title as hereinafter provided.
- 8.9.2 To be permitted to use the Agility Novice title a dog
(07-06-13) must:
- (15-09-13) receive 3 qualifying scores of 85 points or better, with no non-qualifying deductions in the Agility Novice class from at least 2 different judges.
- 8.9.3 When the foregoing requirements for the title Agility Novice are fully met, the owner (who must be recorded as owner in the records of the CKC) shall be entitled to a certificate issued by the CKC certifying that the title has been earned at approved trials held under CKC rules.
- 8.9.4 Novice Selected and Veterans will earn a title with the letter S or V after the title.

8.10 Agility Intermediate (AG.I.)

- 8.10.1 The CKC will permit the use of the letters AG.I., signifying an Agility Intermediate title, to be used in connection with and after the name of each dog

which has met the requirements for that title as hereinafter provided.

8.10.2 To be permitted to use the Agility Intermediate title
(07-06-13) a dog must:

(15-09-13) receive 3 qualifying scores of 85 points or better, with no non-qualifying deductions in the Agility Intermediate class from at least 2 different judges.

8.10.3 When the foregoing requirements for the Agility Intermediate title are fully met, the owner (who must be recorded as owner in the records of the CKC) shall be entitled to a certificate issued by the CKC certifying that the title has been earned at approved trials held under CKC rules.

8.10.4 Intermediate Selected and Veterans will earn a title with the letter S or V after the title.

8.11 Agility Excellent (AG.X.)

8.11.1 The CKC will permit the use of the letters AG.X., signifying an Agility Excellent title, to be used in connection with and after the name of each dog which has met the requirements for that title as hereinafter provided.†

8.11.2 To be permitted to use the Agility Excellent title a
(07-06-13) dog must:

(15-09-13) receive 3 qualifying scores of 85 points or better, with no non-qualifying deductions in the Agility Excellent class from at least 2 different judges.

8.11.3 When the foregoing requirements for the title Agility Excellent are fully met, the owner (who must be recorded as owner in the records of the CKC) shall be entitled to a certificate issued by the CKC certifying that the title has been earned at approved trials held under CKC rules.

8.11.4 Excellent Selected and Veterans will earn a title with the letter S or V after the title.

8.12 Agility Master Excellent (AG.M.X.)

8.12.1 The CKC will permit the use of the letters AG.M.X., signifying an Agility Master Excellent title, to be used in connection with and after the name of each

dog which has met the requirements for that title as hereinafter provided.

8.12.2 To be permitted to use the title Agility Master Excellent a dog must:

(a) fulfill all of the requirements for, and acquire an Agility Excellent title;

(08-06-13)
(15-09-13) (b) earn 10 perfect scores of 100 in the Agility Master Excellent class from at least 2 different judges (note that the qualifying scores that were used to acquire the dog's Agility Excellent title do not count towards the 10 required scores for the Agility Master Excellent title).

8.12.3 Master Excellent Selected and Veterans will earn a title with the letter S or V after the title.

8.13 Agility Master Excellent (AG.M.X.) (multiples added e.g. AGMX2, 3, 4...)

8.13.1 The CKC will permit the use of the letters AG.M.X.2, and so on signifying an Agility Master Excellent earned a second time, third or fourth time, to be used in connection with and after the name of each dog which has met the requirements for that title as hereinafter provided.

8.13.2 To be permitted to use the title Agility Master Excellent 2, 3, 4 etc., a dog must:

(a) fulfill all of the requirements for, and acquire an Agility Masters title;

(43-06-13)
(15-09-13) (b) plus earn additional multiples by earning 10 perfect scores of 100 in the Agility Master Excellent class.

8.13.3 Selected and Veterans will earn a title with the letter S or V after the title.

8.14 Agility Novice Jumper (AG.N.J.)

8.14.1 The CKC will permit the use of the letters AG.N.J., signifying an Agility Novice Jumper title, to be used in connection with and after the name of each dog which has met the requirements for that title as hereinafter provided.

8.14.2 To be permitted to use the Agility Novice Jumper title a dog must:

(15-09-13) receive 3 qualifying scores of 85 points or better, with no no-qualifying deductions in the Agility Novice

Jumpers With Weaves class from at least 2 different judges.

- 8.14.3 When the foregoing requirements for the title Agility Novice Jumper are fully met, the owner (who must be recorded as owner in the records of the CKC) shall be entitled to a certificate issued by the CKC certifying that the title has been earned at approved trials held under CKC rules.
- 8.14.4 Selected and Veterans will earn a title with the letter S or V after the title.

8.15 Agility Intermediate Jumper (AG.I.J.)

8.15.1 The CKC will permit the use of the letters AG.I.J., signifying an Agility Intermediate Jumper title, to be used in connection with and after the name of each dog which has met the requirements for that title as hereinafter provided.

8.15.2 To be permitted to use the Agility Intermediate Jumper title a dog must:

(15-09-13) receive 3 qualifying scores of 85 points or better, with no no-qualifying deductions in the Agility Intermediate Jumpers With Weaves class from at least 2 different judges.

8.15.3 When the foregoing requirements for the title Agility Intermediate Jumper are fully met, the owner (who must be recorded as owner in the records of the CKC) shall be entitled to a certificate issued by the CKC certifying that the title has been earned at approved trials held under CKC rules.

8.15.4 Selected and Veterans will earn a title with the letter S or V after the title.

8.16 Agility Excellent Jumper (AG.X.J.)

8.16.1 The CKC will permit the use of the letters AG.X.J., signifying an Agility Excellent Jumper title, to be used in connection with and after the name of each dog which has met the requirements for that title as hereinafter provided.

8.16.2 To be permitted to use the Agility Excellent Jumper title a dog must:

(15-09-13) receive 3 qualifying scores of 85 points or better, with no no-qualifying deductions in the Agility Excellent

Jumpers With Weaves A class from at least 2 different judges.

8.16.3 When the foregoing requirements for the title Agility Excellent Jumper are fully met, the owner (who must be recorded as owner in the records of the CKC) shall be entitled to a certificate issued by the CKC certifying that the title has been earned at approved trials held under CKC rules.

8.14.4 Selected and Veterans will earn a title with the letter S or V after the title.

8.17 Agility Master Excellent Jumper (AG.M.X.J.)

8.17.1 The CKC will permit the use of the letters AG..M.X.J., signifying an Agility Master Excellent Jumpers title, to be used in connection with and after the name of each dog which has met the requirements for that title as hereinafter provided.

8.17.2 To be permitted to use the Agility Master Excellent Jumper title a dog must:

(07-06-13) receive 10 perfect scores of 100 points in the Agility Master Excellent Jumpers With Weaves from at least 2 different judges (note that the qualifying scores that were used to acquire the dog's Agility Excellent Jumpers title do not count towards the 10 required scores for the Agility Master Excellent Jumper title).

(09-06-13)
(15-09-13)

8.17.3 When the foregoing requirements for the title Agility Master Excellent Jumper are fully met, the owner (who must be recorded as owner in the records of the CKC) shall be entitled to a certificate issued by the CKC certifying that the title has been earned at approved trials held under CKC rules.

8.17.4 Selected and Veterans will earn a title with the letter S or V after the title.

8.18 Agility Master Excellent Jumper (AG.M.X.J.) (multiples added e.g. AGMX2, 3, 4...)

8.18.1 The CKC will permit the use of the letters AG.M.X.J.2, and so on signifying an Agility Master Excellent Jumper earned a second time, third or fourth time, to be used in connection with and after the name of

each dog which has met the requirements for that title as hereinafter provided.

8.18.2 To be permitted to use the title Agility Master Excellent Jumper 2, 3, 4 etc., a dog must:

(a) fulfill all of the requirements for, and acquire an Agility Masters title;

(43-06-13) (15-09-13) (b) plus earn additional multiples by earning 10 perfect scores of 100 in the Agility Master Excellent class.

8.18.3 Selected and Veterans will earn a title with the letter S or V after the title.

8.19 Agility Master Champion (AG.M.CH.)

8.19.1 The CKC will permit the use of the letters (07-06-13) AG.M.CH., signifying an Agility Master Champion title, to be used in connection with and before the name of each dog which has met the requirements for that title as hereinafter provided

8.19.2 To be permitted to use the Agility Master champion title a dog must:

receive both the Agility Master Excellent Standard and the Agility Master Excellent Jumper titles.

8.19.3 Selected and Veterans will earn a title with the letter S or V after the title.

8.20 Selected Standard Agility Classes

8.20.1 The Selected Standard Classes and associated titles are:

(a) Agility Novice Selected – AGNS

(b) Intermediate Agility Selected – AGIS

(c) Agility Excellent Selected- AGXS

(d) Master Agility Excellent Selected – AGMXS

8.21 Selected Jumpers With Weaves Classes

8.21.1 The Selected Jumpers with Weaves Classes and associated titles are:

(a) Agility Novice Jumpers Selected (AGNJS)

(b) Agility Intermediate Jumpers Selected (AGIJS)

(c) Agility Excellent Jumpers Selected (AGXJS)

(d) Agility Master Excellent Jumpers Selected (AGMXJS)

8.22 Selected and Veterans Title

8.22.1 In order to acquire a Selected Agility title, a dog must
(15-09-13) earn qualifying scores under at least two (2) different judges.

8.22.2 The CKC will add to any dog's title, the number 2 for achieving 20 qualifying scores in the Master Excellent Selected Classes and so on. There is no limit the number of multiple of this title. For example; a dog with 40 AGMXS qualifying scores would earn a AGMXS 4 etc.

The CKC will permit the use of the letters AG.M.CH.S., signifying an Agility Master Champion Selected title to be used in connection with and before the name of each dog which has met the requirements for that title as hereinafter provided.

AGMXS + AGMXJS = AG.M.CH.S
(Agility Champion Selected)

(43-06-13)

Selected Standard Class	Selected Jumpers With Weaves Class	Qualifying Scores Required	Scores Obtained From
AGNS	AGNJS	3	Novice Selected
AGIS	AGIJS	3	Intermediate Selected
AGXS	AGXJS	3	Excellent Selected
AGMXS	AGMXJS	10	Master Excellent Selected

8.22.3 Veterans Standard Agility Classes

- (a) Agility Novice Veterans - AGNV
- (b) Intermediate Agility Veterans - AGIV
- (c) Agility Excellent Veterans - AGXV
- (d) Master Agility Excellent Veterans - AGMXV

8.22.4 Veterans Jumpers with Weaves Classes

- (a) Agility Novice Jumpers Veterans - AGNJV
- (b) Intermediate Agility Jumpers Veterans - AGIJV
- (c) Agility Excellent Jumpers Veterans - AGXJV
- (d) Master Agility Excellent Jumpers Veterans - AGMXJV
- (e) Agility Champion Veteran - AGMCHV

8.22.5 In order to acquire a Veterans Agility title, a dog must earn qualifying scores under at least 2 different judges at 3 trials.

8.22.6 Plus earn additional multiples by earning 20 qualifying scores in the Master Excellent Veterans Classes and so on. There is no limit to the number of multiple of this title.

8.23 Title Requirements-PAD

8.23.1 Any titles earned in the PAD class are not part of the *(28-06-16)* championship requirements.

8.23.2 Novice PAD Title

NP. Requires three Novice PAD class qualifying scores under at least two different judges. Note: Novice Selected and Novice Veterans will earn a title with the letter S or V after the title.

8.23.3 Intermediate PAD Title

IP. Requires the NP title plus three Intermediate PAD class qualifying scores under at least two different judges. Note: Intermediate Selected and Intermediate Veterans will earn a title with the letter S or V after the title.

8.23.4 Excellent PAD Title

XP. Requires the IP title plus three Excellent PAD class qualifying scores under at least two different judges. Note: Excellent Selected and Excellent Veterans will earn a title with the letter S or V after the title.

8.23.5 Master Excellent Title

MXP. Requires the XP title plus ten Excellent PAD class qualifying scores under at least two different judges. Note: Master Excellent Selected and Master Excellent Veterans will earn a title with the letter S or V after the title.

8.24 Title Requirements-Steeplechase

8.24.1 Any titles earned in the Steeplechase class are not *(29-06-16)* part of the championship requirements.

8.24.2 Steeplechase (AGSC)

The CKC will permit the use of the letters AGSC, signifying an Agility Steeplechase title, to be used in connection with, and after the name of each dog which has met the requirements for that title.

-
- (a) The dog must receive 10 qualifying scores under at least 2 judges
 - (b) Once these requirements are met, the owner shall be entitled to a certificate, issued by the CKC, certifying that the AGSC title has been earned.

8.24.3 Selected and Veterans will earn a title with the letter S or V after the title.

8.24.4 Steeplechase Excellent (AGSCX)

The CKC will permit the use of the letters AGSCX, signifying an Agility Steeplechase Excellent title, to be used in connection with, and after the name of each dog which has met the requirements for that title.

- (a) The dog must receive 25 qualifying scores (15 additional qualifying scores) under at least 2 judges

Once these requirements are met, the owner shall be entitled to a certificate, issued by the CKC, certifying that the AGSCX title has been earned.

8.24.5 Selected and Veterans will earn a title with the letter S or V after the title.

8.25 Title Requirements-International Challenge Class

8.25.1 International Challenge Title (ICA)

Requires 3 International Challenge Standard class qualifying scores of 100.

8.25.2 International Challenge Jumpers (ICJ)

Requires 3 International Challenge Jumpers class qualifying scores of 100.

8.25.3 International Challenge Agility Excellent (ICAX)

Requires an additional 10 International Challenge Standard class qualifying scores of 100 after the dog has earned ICA.

8.25.4 International Challenge Jumpers Excellent (ICJX)

Requires an additional 10 International Challenge Jumpers class qualifying scores of 100 after the dog has earned ICJ.

25.5 Champion International Challenge Class title CHICC for dogs that have earned both the ICAX and the ICJX titles.

8.26 Title Requirements-Jumps & Tunnels

8.26.1 To receive a title in Jumps and Tunnels (JT), a dog must receive:

JT - 3 qualifying runs from two different judges

JTX - 10 qualifying runs from two different judges

JTX2 - 20 qualifying runs and so on

9 OBSTACLE PERFORMANCE REQUIREMENTS

9.1 Order of Obstacles

9.1.1 Handling & Obstacle Performance Standards

- (30-06-16)
(30-06-16) (a) Food and toys are not permitted in the course area and handlers are not permitted to use whistles or other training instruments or devices in the ring or within 10 feet (3.05m) of the course. However, a handler is permitted to talk, cheer, and encourage the dog during the course run.
- (30-06-16) (b) There is no restriction on the number of commands used. A handler may direct the dog using voice commands, hand signals or body movements either separately or in conjunction with each other.
- (30-06-16) (c) A handler must not touch the dog or any obstacle, nor should a handler step over or go under any piece of equipment.
- (30-06-16) (d) The handler may work the dog from any position and distance in all classes; however, the course layout (e.g., against a ring side, gate or wall) may restrict the handler's options in the Intermediate and Excellent classes.

9.1.2 Substitutions (31-09-16)

- (31-09-16) (a) A regular bar jump may be substituted for the panel jump in high winds.
- (31-09-16) (b) In case of poor weather conditions such as rain or strong wind at an outdoor trial, the Closed Tunnel may be replaced by an Open Tunnel measuring 10 or 15 feet maximum length.
-

9.1.3 At the trial-giving club's discretion, only handlers
(30-06-16) with dogs entered for a particular class may walk the course for that class.

(a) In the Novice class, it is recommended that handlers be given the opportunity to walk dogs once through the contact obstacles only prior to the start of the class, at a time determined by the Trial Committee. If this opportunity will be available it must be stated in the premium list.

9.1.4 All courses must have clearly designated start and
(31-06-16) finish lines and all obstacles/jumps must be clearly and sequentially numbered.

9.2 A-Frame

9.2.1 The height of the 9' A-frame is set to 5'6" (1.68m)
(33-06-16) for dogs who jump 24" (61cm), 20" (50.8cm) and 16" (40.6cm) and 5 feet (1.52m) for dogs who jump 12" (30.5cm) 8" (20.3cm) or 4" (10.2cm).

9.2.2 The dog must ascend one panel and descend the other in a safe manner in the direction designated by the judge. The dog must touch the down side contact zone with at least any part of one foot.

9.3 Dog Walk

9.3.1 The dog must ascend one of the ramps, cross the
(34-06-16) centre section, and descend the other ramp in the direction designated by the judge. The dog must touch the down side contact zone with at least any part of one foot.

9.4 Teeter

9.4.1 The dog must ascend the plank, cause it to pivot, and wait for the plank to touch the ground in a controlled manner before dismounting. The dog must touch each contact zone with at least any part of one foot.

9.5 Pause Table

9.5.1 The dog must remain on the table for the judge's
(12-09-13) cumulative count of 5 seconds. The count is not

dependent on the dog's position and begins as soon as 4 paws are on the table.

9.6 Open Tunnel

9.6.1 The dog enters the end specified by the judge and exits the other end.

- (a) An Open tunnel must be fully extended. If used, 3m (10 foot) tunnels must be straight.
- (b) At the Novice Level, the tunnel must be straight or shaped as a loose L; "C" shaped tunnels are permitted at the Novice Level provided they do not present a discrimination
- (c) At the Intermediate and Excellent Levels, tunnels may be any shape except an "S".

9.7 Closed Tunnel

9.7.1 The dog must enter the entrance section and exit through the chute. The closed tunnel must be placed far enough away from any obstacle or barrier to avoid the possibility of the dog coming into contact with such while in or leaving the chute.

9.8 Weave Poles

9.8.1 The dog must enter the Weave Poles by passing between # 1 and #2 from right to left, the first pole must pass the dog's left shoulder. The dog must then pass from left to right through poles #2 and #3 and continue this weaving sequence, following a smooth path, until passing between the last 2 poles.

9.8.2 If the sequence is broken, the dog must restart the *(35-06-16)* sequence from the beginning, at the first pole.

9.8.3 A dog may make three attempts at the weave poles *(35-06-16)* but must carry on to the next obstacle without completing the weave poles if the dog was not successful in three attempts. An attempt is defined as dog entering the poles and doing at least 2 poles.

9.8.4 After 3 unsuccessful attempts the judge will instruct *(35-06-16)* the handler to move to the next obstacle.

9.9 Bar Jumps

- 9.9.1 The dog must jump over the top bar in the direction indicated by the judge, without knocking down any part of the jump.

9.10 Panel Jump

- 9.10.1 The dog must jump over the top panel in the direction indicated by the judge, without knocking down any part of the jump.

9.11 Other Jumps

- 9.11.1 The dog must jump over the top section, in the direction indicated by the judge, without knocking down any bars.

9.12 Double Bar Jump

- 9.12.1 The dog must jump over the top bars, in the direction indicated by the judge, without knocking down any bar.

9.13 Ascending Spread Jump

- 9.13.1 The dog must jump over all bars, from the lower to the higher heights without knocking down any part of the jump.
(37-06-16)

9.14 Triple Bar Jump

- 9.14.1 The dog must jump from the lower to the higher height without knocking down any bar.

9.15 Tire Jump

- 9.15.1 The jump height is measured from the ground to the bottom of the tire opening. The height of the tire jump is 4" (10.1 cm) lower (one jump height) than the jump height for the other jumps, except for the 4" (10.1 cm) jump height.
(32-09-16)

Height of Bar Jump	Height of Tire Jump
4" (10.1cm)	4" (10.1cm)
8" (20.3cm)	4" (10.1cm)
12" (30.5cm)	8" (20.3cm)
16" (40.6cm)	12" (30.5cm)
20" (50.8cm)	16" (40.6cm)
24" (61cm)	20" (50.8cm)
26" (66cm) (if used)	24" (61cm)

- (a) The dog must jump through the tire opening, in a safe manner, in the direction specified by the judge.
- (b) If the tire breaks apart while the dog is performing the obstacle, it is faulted as a knocked bar, (so 5 points in Steeplechase and F in Standard and Jumpers With Weaves).

9.16 One Bar Jump

9.16.1 A vertical jump with only one bar.

10 GENERAL SCORING CRITERIA & GENERAL COURSE DESIGN PRINCIPLES

10.1 Walkthrough

10.1.1 *(34-09-16)* The walk through period should be timed. The end of the walkthrough must be announced and judging must not begin sooner than 5 minutes after the end of the walk through (5-minute warning).

10.2 Refusals

10.2.1 A refusal fault occurs when a dog is on the approach to an obstacle (i.e. is within 5 ft [1.53m] of the obstacle) and ceases forward motion or turns back on his path, or if the dog breaks the plane of the obstacle or runs past the obstacle.

10.2.2 Refusals are marked as an “R” on the scribe sheets.

Examples of Refusals:

- (a) Spinning or stopping within 5ft. [1.53m] of the approach to the correct obstacle;
- (22-06-13) (b) Incorrect entry at the weave poles or missing a pole. Each time a weave pole is missed a refusal is assessed; refusals will not be judged at the weave poles in the Novice Class;
- (c) Jumping on or over a tunnel;
- (d) Jumping between the tire and frame or going under tire;
- (e) Running under the table or past the back plane of the table;
- (f) Jumping over or through the wing of a jump; (The jump still must be taken correctly.);
- (g) When an electronic timing device is used, dogs that run past the first obstacle will incur a refusal fault even though the timer has not started. Likewise, dogs that run past the last obstacle will incur a refusal fault;

10.3 Running a Wrong Course

10.3.1 A wrong course is assessed when the dog takes an obstacle out of sequence or in the wrong direction, or places one paw on a contact zone of an obstacle or tunnel or passes through the weave poles out of sequence. An occurrence is defined as one deduction until the dog has returned to the correct obstacle, regardless of how many wrong obstacles are taken.

10.3.2 A wrong course will be recorded as W on the scribe sheet.

10.4 Table Fault

10.4.1 A Table fault is assessed each time the dog leaves the table after putting one or more paws on the table
(23-06-13)

10.4.2 A dog leaving the table before the judge’s “Go”, marked as a “T” on the scribe sheet,

10.4.3 It will be scored as a 5 point deduction per occurrence.

10.4.4 The count continues where it left off each time the dog is brought back up on the table.

10.4.5 If the dog engages another obstacle after leaving the table before the judge's "Go", it will be scored a Wrong Course (W)

10.4.6 If the dog does not return to successfully complete the table after the wrong course, a Failure to Perform (F) will be assessed.

10.5 Failure to Perform

10.5.1 Dogs/handlers that commit the following faults will continued to be judged, are permitted to complete their run, and will receive a time for the run.

- (35-09-16) (a) Contact points: All contact obstacles must be performed in a safe manner. The dog must touch both the up and down contact zone of the Teeter and the down contact zone of the A Frame and the Dog Walk with at least any part of any foot.
- (35-09-16) (b) Fly-off: A fly-off occurs when the dog jumps off the Teeter after passing the pivot point and before the ramp has touched the ground.
- (c) Failure to complete an obstacle; including the table;
- (d) The dog or handler knocking down any bar or panel or causing the tire to break open;
- (e) Any dog/handler contact that aids the performance of the dog;
- (f) The handler stepping on, over, or going under an obstacle;
- (26-06-13) (g) The handler touching an obstacle; to aid the performance of the dog;
- (h) Failure to control the dog when exiting the ring shall result a failure to perform. Dogs must be under the handler's control when leaving the ring (either on leash or being carried);
- (i) Failure to perform is marked as an (F) on the scribe sheet.

10.5.2 Dogs that run past the last obstacle will not be faulted for failure to complete the course as long as they return and complete the last obstacle prior to the dog exiting the ring.

10.6 Re-Runs

10.6.1 A judge must offer a re-run in some circumstances and not in others. If a re-run is called for, and a handler declines, he will keep the fault they have incurred.
(38-06-16)

(a) If any equipment malfunction affects the dog or handler in such a manner that the runs stops, the equipment should be fixed and the handler offered a re-run. Any faults that occurred prior to the equipment malfunction shall be carried over to the re-run.

(b) If more than one piece of equipment has been set too low, the dog must re-run at the correct height. Any faults at the lower height will be carried over to the re-run except for a table fault (T) that occurred on the first approach to a table which was set too low. If the table fault occurred after the dog was in position on the table, the table fault will be carried over.

(37-06-16) (c) If any obstacle has been set incorrectly, and the dog faults this piece of equipment and the dog was qualifying until then, the handler should be offered a re-run.

(d) See Section 11.10.3 for Stopwatch Malfunction

10.6.2 Re-runs are not offered if:

(39-06-16) (a) If one obstacle has been set too low and no fault has occurred on that obstacle, it is not necessary to re-run the dog.

(b) If one obstacle has been set too high, and no fault has occurred on the course, no further action is required.

(c) If the dog displaces a bar or panel that has been set too high, no faults should be assessed and no re-run is required.

10.7 Mandatory Excusals

10.7.1 The following faults call for mandatory Excusal marked as an “E” on the scribe sheets (dog whistled off the course and does not complete the run):

(a) A dog that leaves the course area and discontinues working;

(b) Excessive handling, harsh commands or corrections;

-
- (37-09-16) (c) Exceeding the maximum course time (MCT) which is calculated by multiplying the Standard Course Time for 8" Veterans by 1.25;
- (d) Dog fouling the ring;
- (38-09-16) (e) Failure of a handler to comply with the 4 paw safety rule. If a dog commits all four feet on any portion of a contact obstacle, which is the correct obstacle in sequence, and fails to negotiate that obstacle, the judge shall instruct the handler to move the dog on to the next obstacle. If the handler re-attempts the obstacle, the dog shall be excused;
- (38-09-16) (f) If a dog fails to complete the weave poles after three attempts as defined in this rule book under the section Weave Poles, the judge shall instruct the handler to move the dog on to the next obstacle. If the handler reattempts the obstacle, the dog shall be excused from the run;
- (40-06-16) (g) Leading out again after returning to reposition the dog at the start line;
- (39-09-16)
- (40-09-16) (h) A judge may also excuse any dog which he considers unfit to participate;
- (i) Unsportsmanlike conduct.

10.7.2 Handlers may be excused from the run by the judge at any time for inappropriate actions including, but not limited to, the use of food, toys, a whistle or other training devices.

10.7.3 A judge must promptly excuse any handler who willfully interferes with another dog or handler, or who abuses his dog, or in any way displays conduct prejudicial to the sport of purebred dogs and The Canadian Kennel Club. The judge must report such incidents to the Trial Committee.

10.7.4 A judge can excuse a dog if at any time the dog is unsafe in its negotiation of the equipment, or is out of control.

10.8 Collars

10.8.1 At the handler's option, a dog may run a course with or without a collar. The only collars allowed when running a course are well fitting flat buckle, quick release or rolled leather collars. There shall be no attachments hanging or otherwise allowed on the collar. This shall not preclude painted or stitched designs or information on the collar.

-
- 10.8.2 Dogs may be brought to the start line on slip leads, choke chains, body harnesses, head halters or other collars that are permitted on the trial grounds. Pinch/prong and electrical collars (dummy or not), are not allowed anywhere on the trial grounds.

10.9 Obstacle and Jump Positions

- 10.9.1 Obstacles should generally stand alone. In Novice, the approach to obstacles must never be adjacent to one another, but may be adjacent in the higher levels.
- 10.9.2 Jumps in sequence must be a minimum of 18 feet (46-09-16) (5.49m) apart. The distance before and after a double jump or spread type jump (regardless of whether it is a jump or another type of obstacle) must be a minimum of 18 feet (5.49m). Obstacles in sequence, other than jumps, must be a minimum of 15 feet (4.58m) apart. Obstacles in a crossing pattern, (obstacles arranged in a box pattern) which are in a position of a potential off course, must be a minimum of 15' (4.58m) apart.
- 10.9.3 These distances are calculated by measuring in a straight line from centre to centre of a jump or obstacle. The maximum distance between any two obstacles must not exceed 30 feet (9.14m). Spread type jumps must not be set up in sequence.
- 10.9.4 Exceptions to these distance requirements are for 180 degree turns at the Intermediate level and 180 to 270 degree turns at the Excellent level.

10.10 Course Distances and Times

- 10.10.1 The Maximum Course Time shall be the Standard Course Time for 8" (20.3cm)Veteran multiplied by 1.25. This shall be calculated prior to the table time being added.
- 10.10.2 When measuring course distance, the judge shall (13-06-13) wheel a 16" (30.5cm) dog's typical path for the 8" (20.3 cm), 12" (30.5 cm) and 16" (40.6 cm) height divisions and a 24" (50.8 cm) dog's typical path for the 20"" (50.8 cm) and 24" (61 cm) height divisions.

OR

The judge shall wheel the path of a typical 24" dog and then apply the following calculations to determine the distance for the 16" dog's path

- for each 90 degree turn subtract 1 yard (0.9 m)
- for each 180 degree turn subtract 2 yards (1.8 m)
- for every two 45 degree turns subtract 1 yard (0.9 m)
- for each 270 degree turn subtract 3 yards (2.7 m)

10.10.3 If there is a malfunction of the stopwatch:

- (a) If noticed in the first 1/3 of the run, the timekeeper will blow the whistle to stop the run and the dog will be allowed to re-start the course.
- (b) If noticed after the first 1/3 of the run, the dog will be allowed to complete the run and any faults that have occurred will stand. If the dog has qualified, it will be re-run for time only.

10.10.4 Standard Course Times

(42-06-16) When calculating Standard Course Times for all divisions and classes, fractions are rounded to the nearest whole number and 0.5 is rounded up.

10.10.5 Course times should be recorded to the nearest (43-06-16) one-hundredth (1/100) of a second. Time penalties in all classes shall be rounded down to the nearest second.

10.10.6 Course times are determined as follows.

(45-09-16)

	Jump Heights	Yards per Second
Novice Standard Plus 5 seconds for Pause Table	8" (20.3cm) 12" (30.5cm) 16" (40.6cm) 20" (50.8cm) 24" (61cm)	1.85 2.0 2.1 2.2 2.2
Intermediate Standard Plus 5 seconds for Pause Table	8" (20.3cm) 12" (30.5cm) 16" (40.6cm) 20" (50.8cm) 24" (61cm)	2.2 2.25 2.35 2.5 2.5
Excellent Standard Plus 5 seconds for Pause Table	8" (20.3cm) 12" (30.5cm) 16" (40.6cm) 20" (50.8cm) 24" (61cm)	2.3 2.5 2.75 3.0 2.85
Novice JWW	8" (20.3cm) 12" (30.5cm) 16" (40.6cm) 20" (50.8cm) 24" (61cm)	2.3 2.5 2.75 3.0 2.8
Intermediate JWW	8" (20.3cm) 12" (30.5cm) 16" (40.6cm) 20" (50.8cm) 24" (61cm)	2.8 3.0 3.25 3.5 3.3

	Jump Heights	Yards per Second
Excellent JWW	8" (20.3cm)	3.05
	12" (30.5cm)	3.25
	16" (40.6cm)	3.5
	20" (50.8cm)	3.75
	24" (61cm)	3.6
Steeplechase	8" (20.3cm)	2.8
	12" (30.5cm)	3.0
	16" (40.6cm)	3.25
	20" (50.8cm)	3.50
	24" (61cm)	3.30
Jumps & Tunnels	8" (20.3cm)	2.3
	12" (30.5cm)	2.5
	16" (40.6cm)	2.75
	20" (50.8cm)	2.8
	24" (61cm)	2.8

10.11 Selected and Veteran Division Course Times

(44-06-16) The Standard Course Times (SCT's) for the
 (22-06-16) Selected and Veterans Divisions will be calculated the same as the Standard Course Times for the Regular Division but with an additional 10% added to the course for Selected and 20% added to the course for Veterans. This additional time will be calculated and added to the Standard courses before the 5 seconds is added for the table count.

(44-06-16)

Regular Jump Height	Selected and Veteran Jump Heights	Standard Course Time & Course Distance Based On Dog Jumping	Extra Time For Selected to be added before the table count	Extra Time For Veteran to be added before the table count
24" (61cm)	20" (50.8cm)	24" (61cm)	Plus 10%	Plus 20%
20" (50.8cm)	16" (40.6cm)	20" (50.8cm)	Plus 10%	Plus 20%
16" (40.6cm)	12" (30.5cm)	16" (40.6m)	Plus 10%	Plus 20%
12" (30.5cm)	8" (20.3cm)	12" (30.5cm)	Plus 10%	Plus 20%
8" (20.3cm)	4" (10.2cm)	8" (20.3cm)	Plus 10%	Plus 20%

Exception to this rule are as follows: (46-09-16)

(46-09-16) (a) additional 20% for Selected and Veteran divisions in Steeplechase.

(46-09-16) (b) additional time is not added to Selected and Veteran divisions in PAD.

10.12 Starting & Completion *(46-09-16)*

10.12.1 A run is started whenever any part of the dog
(45-06-16) crosses the start line.

- (a) Handlers may lead out as many obstacles as they wish.
- (b) A handler may touch the dog to position the dog for the start of the course and may return to the dog and reposition it, as long as neither the handler nor the dog has crossed the start line.
- (c) Once a handler crosses the start line to lead out, he may not touch the dog for any reason. If the handler does so, he shall be faulted with an "F" or "E" depending on the circumstances.
- (d) Once a handler has taken a lead out, if the dog breaks position without crossing the start line, the handler may go back to reposition the dog (without touching the dog), but may not lead out again. If the handler does so, he shall be excused.

10.12.2 The start line shall be designated as the front plane
(46-06-16) of the first obstacle and the finish line as the front
(47-09-16) plane of the last jump or the back plane of a tunnel if the tunnel is the last obstacle. At the judge's discretion, the finish line shall be the back or front plane of the triple or ascending spread jump. A closed tunnel must not be the last obstacle when electronic timers are used.

- (a) Since the start line is the first obstacle, handlers may set their dogs when starting, at any distance from the approach side of the first jump, but the dog must remain inside the ring.
- (b) If a dog has crossed the plane of the first obstacle, but not taken the obstacle, a refusal shall be assessed even though the time has not yet started. If the dog back jumps the first obstacle, a wrong course shall also be assessed.
- (c) Once the dog has crossed the plane of the first obstacle, handlers are not permitted to re-set their dogs at the start or to lead out. Handlers are expected to handle the first obstacle just as any other obstacle where the dog has performed a run-out while running the course and run with their dog. Handlers who re-set their dogs will be excused.
- (d) If the handler continues on the course without the dog performing the first obstacle, a failure to perform will also be assessed and the run

will continue with no time being recorded. The dog at this point will have an NQ score.

10.12.3 A run is finished when the dog completes the last (47-06-16) obstacle.

10.12.4 Failure to control the dog when exiting the ring shall result a failure to perform. Dogs must be under the handler's control when leaving the ring (either on leash or being carried).

10.13 Qualifying Performance

10.13.1 In order to earn a qualifying score in the Novice, (43-06-13) Intermediate or Excellent class, a dog must pass with a minimum score of 85 points, with no non-qualifying deductions. The maximum attainable score in any class is 100 points.

10.13.2 In the Master Excellent class a dog must earn a perfect score of 100 points.

10.13.3 All faults and running time will be recorded and posted on a score sheet in close proximity to the course.

10.13.4 The scoring for the Selected and Veterans Classes shall be equal to that of its equivalent level in the Regular Classes, as listed in Chapters 12 and 15, with the exception of the Standard Course Times.

10.14 Placements

10.14.1 Dogs must have a qualifying score to be eligible for a placement. The 4 highest scores in each height division in each class shall be awarded first through fourth placements, respectively, with tied scores decided by the fastest time. Time should be measured and recorded to the nearest 1/100th of a second.

10.14.2 If 2 or more dogs are tied for a placement, a run-off will be offered to break the tie. This run-off will not affect the original score. A handler may decline such run-off and receive the lower placement.

10.15 Course Time Deductions

10.15.1 Course time deductions are made as follows:

(a) **Novice Level**

1-point deduction for every second over course time counting only whole numbers.

(b) **Intermediate Level**

2-point deduction for every second over course time counting only whole numbers.

(c) **Excellent Level**

3-point deduction for every second over course time counting only whole numbers.

10.15.2 Maximum Course Time is signaled by a whistle. At that time, the dog must leave the course. A dog that does not complete a course in the maximum time cannot qualify.
(48-06-16)

10.16 Faults & Deductions

10.16.1 Refusals:

(48-09-16)

- (a) Refusals are marked as “R” on the scribe sheets
- (b) A Refusal is scored as a 5-point deduction
- (c) Two refusals are permitted in Novice. A third refusal in Novice will result in a Non-Qualifying score.
- (d) One refusal is permitted in Intermediate. A second refusal in Intermediate will result in a Non-Qualifying score.
- (e) No Refusals are permitted in Excellent; any refusal in Excellent will result in a Non-Qualifying score.

10.16.2 Wrong course

(49-09-16) (a) A wrong course is marked as a “W” on the scribe sheet.

(49-09-16) (b) A Wrong Course will be scored as a 10 point deduction for each occurrence at Novice level

(49-09-16) (c) A wrong Course results in a non qualifying score in Intermediate and Excellent levels.

(49-09-16) Dogs that run past the last obstacle and perform the last obstacle backwards will be assessed both a refusal and a wrong course fault.

10.16.3 Table Fault

(49-06-16)

- (a) A table fault is marked as a “T” on the scribe sheet,
- (b) It Is scored as a 5 point deduction per occurrence.

10.16.4 Failure to Perform

(50-06-16)

- (a) Failure to perform is marked as an “F” on the scribe sheet
- (b) An F in any class results in a non-qualifying (NQ) score.

10.16.5 Excusal

(50-09-16)

(50-09-16) (a) An excusal is marked as an “E” on the scribe sheets (dog whistled off the course and does not complete the run)

(50-06-16) (b) No time is recorded

(50-06-16) (c) Excusals result in a non-qualifying run.

10.17 Announcement of Scores

10.17.1 If time permits, qualifying scores and placements shall be announced at the conclusion of each class.

10.18 Mechanics of Designing Courses (03-09-13)

Make the course interesting and fun for exhibitors and spectators. To achieve this goal:

- (a) Use a variety of challenges on your course rather than repeating a similar type of challenge. Vary the challenges on a set of courses used on the same trial or set of trials. The same type of challenge must not be over utilized.
 - (b) Always keep the safety of the dogs in mind.
 - (c) Follow the required course design elements that are listed in these rules for each level paying attention to the approach of dogwalk, A-frame, teeter, spread type jumps tire and collapsed tunnel.
 - (d) Provide opportunities for the handler to send the dog ahead while meeting up with the dog at another point on the course. This allows the handler to take advantage of the speed and training of the dog, rather than having the dog/handler team being limited by the handler’s ability to run. It also allows handlers of all fitness levels to compete.
 - (e) Avoid long, straight sequences where the handler is forced to keep pace with the dog. Instead use curves so that the handler can opt to handle at a distance.
 - (f) Provide ample opportunity for dogs to see spread jumps and tire jump as they approach them.
-

-
- (g) The course must be predominantly smooth - not choppy and contorted. The course path should flow smoothly from one obstacle to the next. U-turns, wraps (180 degree turns) are acceptable in Intermediate and Excellent but must not be used repeatedly because they detract from the flow.
 - (h) Courses must include places where the dog can be free of tight control, alternating with control points. For example, providing several jumps in a row, perhaps followed by a control point or two, and then followed by a moderately free area, etc. Control points are places where the dog is under tight handler control, such as paces where the course takes a sharp change in direction, or where the dog has a choice of obstacles, etc.
 - (i) Use the course size to advantage so that the course is not restricted to a small area of the ring.
-

11 STANDARD AGILITY CLASS

11.1 Regular Standard Classes

11.1.1 Novice Standard Class

(06-06-13) Novice Class is open to any dog that has not earned a Qualifying score in the CKC Intermediate Class. This class is no longer divided into Novice A and B.

11.1.2 Intermediate Standard Class

- (a) The Intermediate class is open to dogs that have acquired the Agility Novice title, but have not yet acquired a qualifying score towards the Excellent title.

11.1.3 Excellent Standard Classes

- (42-06-13)* (a) The Excellent class is for dogs that have acquired the Intermediate title, but have not yet earned the Agility Excellent title.
 - (43-06-13)* (b) The Master Excellent class is for dogs that have acquired the Excellent title or the Master Excellent title.
-

11.2 Novice Standard Class Obstacles

11.2.1 A total of 13 – 15 obstacles is required in the Novice class. The 9 mandatory obstacles are:

- (a) the A-Frame;
- (b) the Closed Tunnel;
- (c) the Dog Walk;
- (d) the Double-Bar Jump;
- (e) the Open Tunnel;
- (f) the Panel Jump;
- (g) the Pause Table;
- (h) the Teeter;
- (i) the Tire Jump;

(13-09-13) (j) the Bar Jump (may be One Bar)

(17-06-13) (k) one set of six weave poles, used once.

11.2.2 In addition to this list, the judge may select 4 – 6 additional jumps or Open Tunnels. The tire and the double jump must not be used more than once but other jumps and open tunnels may be used more than once; however, the dogs must not be required to enter an open tunnel on more than three occasions on a course.

11.2.3 The Triple Bar Jump, Ascending Spread Jump dummy jumps or dummy tunnels must not be used in the Novice Level.

11.2.4 Novice level courses are designed to test the dog's ability to negotiate the obstacles on the course and therefore should be relatively straight in approach with only minor challenges and side changes. Minimal handling is expected.

11.3 Novice Standard Class Challenges

11.3.1 The focus of the Novice course is to demonstrate the ability of a dog to stay with the handler to perform the obstacles in its path. 3 - 4 minor challenges must be included in the Novice courses.

Examples of minor challenges for this level:

- (a) handler changing sides;
- (b) dog working on handler's left or on right side;
- (c) dog ignoring obstacles on the course and staying connected to the handler;

-
- (d) dog negotiating turns toward jumps and tunnels (angles as described in the course design for Novice)
 - (e) dog passing through a crossing pattern box in a straight line.

11.4 Novice Standard Course Design Elements

11.4.1 Course designs must adhere to the following elements:

- (a) includes no discriminations, approaches to obstacles shall not be adjacent and obstacles must not be in close proximity. Whenever options are presented there must be a distance of 25 feet (7.62 m) or more to an incorrect obstacle. This applies when the dog is in motion and the incorrect obstacle is in the dog's direct path;
- (b) no handler restrictions; including placing tunnels under A-frame or Dogwalk;
- (18-06-13) (c) most approaches to jumps are straight on or at angles of 90 degrees or less. Two angles of approach to bar jumps may have an angle of 135 degrees. (Tire jump or Double jump is not to be used on a 135 degree approach);
- (54-06-16) (d) jumps in sequence must be a minimum of 18 feet (5.49m) apart. The distance before and after a double jump (regardless of whether it is a jump or another type of obstacle) must be a minimum of 18 feet (5.49m). Any jump following an open or closed tunnel must be a minimum of 18' (5.49m) from the exit of the tunnel. If a double bar jump follows an open tunnel, there must be a minimum of 20 feet from the exit of the tunnel to this type of jump. Obstacles, in sequence, other than jumps, must be a minimum of 15 feet (4.58m);
- (e) these distances are calculated by measuring in a straight line from centre to centre of a jump or obstacle. The maximum distance between any two obstacles must not exceed 30 feet (9.14m);
- (52-06-16) (f) double jumps or tire shall not follow a closed tunnel;
- (g) double jumps must not be used for the first obstacle;
- (h) all contact obstacles, obstacle approaches, and the pause table can be judged without requiring the judge to run;

-
- (i) The start line shall be designated as the front plane of the first obstacle and the finish line as the front plane of the last jump or the back plane of a tunnel if the tunnel is the last obstacle;
 - (j) jumps or tunnels are used at the start and finish;
 - (77-06-16) (k) the approach to closed tunnel must be relatively straight as judged by the expected path the dog is most likely to take.
 - (19-09-13) (l) the pause table must be placed after the first four and before the last four obstacles;
 - (m) course conforms to safety guidelines for obstacles and angles before and after double jumps and the tire jump;
(The approach to the tire and double jump must be straight unless there is 25 feet or more between obstacles. However, the maximum angle of approach must not exceed 30 degrees even with this added distance. The turn after a double or tire jump must be less than 45 degrees. More than the minimum distance must be allowed before a double if it follows a tunnel).
 - (n) course is predominantly smooth and flowing;
 - (o) course layout can be easily adjusted to the next course in the ring;
 - (p) start line is 5 to 8 feet (1.53m to 2.44m) from the first obstacle unless electronic timers are used;
 - (q) 2 contact obstacles must not be used in succession;
 - (51-09-16) (r) the placement of weave poles at the Novice level shall be such that they do not follow a fast jumping sequence. There must be no difficult angle of approach to the weaves. A 180 degree turn immediately before the weave poles is permitted;
 - (s) if using electronic timers, courses must be designed to accommodate their use (see Section 11.12.2).

11.5 Intermediate Standard Class Obstacles

11.5.1 A total of 16 – 18 obstacles is required in the Intermediate class. The mandatory obstacles are:

- (a) the A-Frame;
- (b) the Closed Tunnel;
- (c) the Dog Walk;

-
- (d) the Double Bar Jump;
 - (e) the Open Tunnel;
 - (f) the Panel Jump;
 - (g) the Pause Table;
 - (h) the Teeter;
 - (i) the Tire Jump;
 - (13-09-13) (j) the Bar Jump (may be One Bar)
 - (k) one set of 6-12 Weave Poles, used once.

11.5.2 In addition to this list, the judge may select 6 – 8
(51-06-16) additional jumps or open tunnels. Either the Triple Bar Jump or Ascending Spread Jump is permitted but like the tire jump it must not be used more than one time. Other jumps and open tunnels may be used more than once; however, the dogs must not be required to enter an open tunnel on more than three occasions on a course.

11.5.3 Intermediate level courses are designed to test the dog's ability to negotiate obstacles on a more difficult course and to respond to more handler directions.

11.6 Intermediate Standard Class Challenges

11.6.1 A total of 5 – 7 challenges must be included in the
(07-09-13) Intermediate courses. Any place on a course where the dog needs to be directed in any way to the correct obstacle is considered a challenge.

There should be a variety of minor challenges so courses are balanced. Any major challenge on an Intermediate course should be of less difficulty than that expected at an Excellent level. Therefore, a speed sequence preceding an off course potential is not appropriate.

Examples of a major challenge for this level are: a handler needing to adjust his line dramatically to help the dog be correct, an obstacle not to be taken is in close range of the dog (but without speed), a tight turn is required to miss an incorrect obstacle.

No more than one major challenge should be included on any intermediate course.

Some examples of Intermediate challenges are:

- (a) major off course possibilities (without a previous speed section);
- (b) minor off course possibilities;
- (c) moderate angle entry to the weaves;

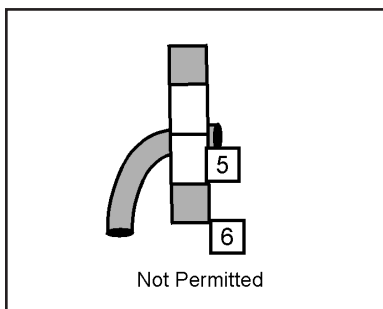
-
- (77-06-16) (d) angled approach to obstacle (but must not be to contacts, spreads or tire jumps);
 - (e) handler restriction on only one side of an obstacle and could include, tunnels, contact obstacles, jumps or wings of jumps;
 - (f) advantage of a lead out, from the table or start line;
 - (g) a speed section where it would be an advantage for the handler to work at a distance;
 - (h) varied distances between jumps.

11.7 Intermediate Standard Course Design Elements

11.7.1 Course design must adhere to the following elements:

- (a) provides only mild to moderate angle of approaches to obstacles; approach angles must not exceed 180 degrees;
- (b) entrances may be positioned no closer than 3 feet (0.92m) to one another;
- (54-06-16) (c) jumps in sequence must be a minimum of 18 feet (5.49m) apart. The distance before and after a double jump or spread jump (regardless if it is a jump or another type of obstacle) must be a minimum of 18 feet (5.49m). Any jump following an open or closed tunnel must be a minimum of 18' (5.49m) from the exit of the tunnel. If a spread type jump (double or triple bar) follows an open or closed tunnel, there must be a minimum of 20 feet from the exit of the tunnel to this type of jump. Obstacles, in sequence, other than jumps, must be a minimum of 15 feet (4.58m) the exception to these distance requirements in a 180 degree turn;
- (d) These distances are calculated by measuring in a straight line from centre to centre of a jump or obstacle. The maximum distance between any two obstacles must not exceed 30 feet (9.14m);
- (e) no spread-type jumps are used for the first obstacle;
- (f) The start line shall be designated as the front plane of the first obstacle and the finish line as the front plane of the last jump or the back plane of a tunnel if the tunnel is the last obstacle;

-
- (g) no 2 spread-type jumps are used in succession;
 - (h) jumps or tunnels are used at the start and finish;
 - (i) the pause table must be placed after the first four and before the last four obstacles;
 - (77-06-16) (j) the approach to the closed tunnel must be relatively straight as judged by the expected path the dog is most likely to take.
 - (k) all contact obstacles, obstacle approaches, weave poles, and the pause table can be judged without requiring the judge to run;
 - (l) course conforms to safety guidelines for obstacles; the approach to spread jumps and tire jumps must be taken from an angle of less than 30 degrees. Angle turns after the spread type jump, must be less than 45 degrees.;
 - (m) obstacles/tunnels that are placed so as to cause handler restrictions on a contact obstacle (i.e., force the handler to work at a distance from the dog at the A-frame or Dogwalk) may only extend on one side of the walk or frame. Thus, the handler has an option to work on the side which is not restricted. (see Judges' Handbook);
 - (n) course is predominantly smooth and flowing with some areas of tight control;
 - (o) 2 contact obstacles must not be used in succession;
 - (37-06-13) (p) the sequence that would require a dog to ascend the A-frame directly from a tunnel under the frame is not permitted at any level



- (q) if using electronic timers, courses must be designed to accommodate their use.

11.8 Excellent Standard Class Obstacles

11.8.1 A total of 18 – 20 obstacles is required for the Excellent class. The 12 mandatory obstacles are:

- (a) the A-Frame;
- (b) the Closed Tunnel;
- (c) the Dog Walk;
- (d) the Double Bar Jump;
- (e) the Bar Jump (at least one (1) One Bar Jump);
- (f) the Open Tunnel;
- (21-06-13) (g) the Panel Jump;
- (h) the Pause Table;
- (i) the Teeter;
- (j) the Tire Jump;
- (k) one set of 12 Weave Poles used once;
- (l) either the Triple Bar Jump or Ascending Spread Jump.

11.8.2 In addition to the list, the judge may select 5 – 7 additional jumps or open tunnels. The tire jump, the Triple Jump or Ascending Spread Jump or Double Jump must not be used more than once but other jumps and open tunnels may be used more than once; however, the dogs must not be required to enter an open tunnel on more than three occasions on a course.

(51-06-16)
(52-09-16)

11.8.3 The Excellent level courses are designed to test the dog's and handler's skills and teamwork in negotiating a course where handling decisions are required.

11.9 Excellent & Master Excellent Standard Class Challenges

11.9.1 A total of 8 – 10 challenges is to be included in the Excellent courses. Any place on a course where the dog needs to be directed in any way to the correct obstacle is considered a challenge.

(08-09-13)

There should be a variety of minor and major challenges so courses are balanced. Examples of a major challenge are speed sequence preceding an off course potential, a handler needing to adjust his line dramatically to help the dog be correct, an obstacle not to be taken in close range of the dog (even without speed), a tight turn required to miss an incorrect obstacle, the angle of approach to a jump or tunnel is not obvious to a dog.

No more than 4 major challenges should be included on any course.

Turns such as 180 and 270 degree turns, backside approach of a jump, extreme angle approaches, and pull throughs if over used, make the course choppy. Without flow on a course it is difficult for dogs to make SCT.

(53-09-16) Whenever a difficult handling sequence is included on course, it is positioned in such a way as to allow the handler to be in position to handle the sequence, e.g., not after a speed sequence that has potential to have the handler behind the dog.

(53-09-16) Whenever 180, 270 degree turns, backside approaches, extreme angle approaches or pull throughs are used as challenges on course, the jumps must be winged

Examples of challenges are:

- (a) major off course possibilities;
- (b) minor off course possibilities;
- (c) difficult angle entry to the weaves (this might be major or minor depending on preceding sequence);
- (77-06-16) (d) difficult angle approach to obstacle (but must not be to contacts, spreads or tire jumps);
- (e) handler restrictions which could include tunnels, contact obstacles, jumps or wings of jumps;
- (f) advantage of a lead out or move away section (from the weaves, table or start line);
- (g) a speed section where it would be an advantage for the handler to work at a distance;
- (h) varied distances between jumps.

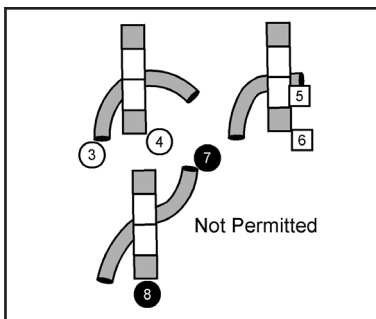
11.10 Excellent Standard Course Design Elements

11.10.1 Course designs must adhere to the following elements:

- (a) entrances may be adjacent to one another;
- (54-06-16) (b) jumps in sequence must be a minimum of 18 feet (5.49m) apart. The distance before and after a double jump or spread jump (regardless of whether it is a jump or another type of obstacle) must be a minimum of 18 feet (5.49m) Any jump following an open or closed tunnel must be a minimum of 18' (5.49m)

from the exit of the tunnel. If a spread type jump (double or triple bar) follows an open or closed tunnel, there must be a minimum of 20 feet from the exit of the tunnel to this type of jump. Obstacles, in sequence, other than jumps, must be a minimum of 15 feet (4.58m). The exception to these distance requirements is in a 180 to 270 degree turns or in such designs as serpentines or threadles;

- (c) these distances are calculated by measuring in a straight line from centre to centre of a jump or obstacle. The maximum distance between any two obstacles must not exceed 30 feet (9.14m);
- (d) no spread-type jumps are used for the first obstacle;
- (e) The start line shall be designated as the front plane of the first obstacle and the finish line as the front plane of the last jump or the back plane of a tunnel if the tunnel is the last obstacle;
- (f) no 2 spread-type jumps are used in succession;
- (g) jumps or tunnels are used at the start and finish;
- (77-06-16) (h) the approach to closed tunnel must be relatively straight as judged by the expected path the dog is most likely to take.
- (53-06-16) (i) course conforms to safety guidelines for obstacles; the approach to a spread jump must be straight or from an angled approach of no greater than 30 degrees unless a distance of more than 21' is provided between obstacles. However the maximum angle of approach must not exceed 45 degrees even with this added distance. After spread jumps no turns must exceed 90 degrees.
- (54-09-16) (j) The approach angle to the tire must not exceed 30 degrees. Angle turns after tire jump must be no greater than 90 degrees;
- (k) includes places where the dog can be free of tight control;
- (l) course layout can be easily adjusted to the next course in the ring;
- (m) 2 contact obstacles must not be used in succession;
- (37-06-13) (n) the sequence that would require a dog to ascend the A-frame directly from a tunnel under the frame is not permitted at any level.



- (o) if using electronic timers, courses must be designed to accommodate their use.

12 JUMPERS WITH WEAVES

12.1 Regular Jumpers With Weaves Classes

12.1 Novice Jumpers With Weaves Classes

(06-06-13) Novice Class is open to any dog that has not earned a Qualifying score in the CKC Intermediate Class. This class is no longer divided into Novice A and B.

12.1.2 Intermediate Jumpers With Weaves Class

- (a) The Intermediate Jumpers With Weaves class is open to dogs that have acquired the Novice Jumpers With Weaves title but have not yet acquired a qualifying score towards the Excellent Jumpers With Weaves title.

12.1.3 Excellent Jumpers With Weaves Classes

(42-06-13) (a) The Excellent Jumpers With Weaves class is for dogs that have acquired the Intermediate Jumpers With Weaves title, but have not yet earned the Excellent Jumpers With Weaves title.

(43-06-13) (b) The Master Excellent Jumpers With Weaves class is for dogs that have acquired the Excellent Jumpers With Weaves title or the Master Excellent Jumpers With Weaves title.

12.2 Novice Jumpers With Weaves Class Obstacles

12.2.1 A total of 13-15 obstacles is required in the Novice Jumpers With Weaves Class.

The mandatory obstacles are:

- (a) the Bar Jump (may be One Bar)
- (b) the Double-Bar Jump
- (c) one set of 6 Weave Poles, used once

12.2.2 10-12 additional obstacles selected by the judge shall be included on the course. These may include Bar jumps, the One Bar Jump, the Panel Jump, the Tire Jump, and Open Tunnels. The Open Tunnel may be used more than once, however, the dogs must not be required to enter tunnels on more than 3 occasions on and course. The Weave Poles, the Tire Jump, and the Double Bar Jump must not be used more than once. The Closed Tunnel must not be used.
(78-06-16)

12.2.3 The Triple Bar Jump, the Ascending Spread Jump dummy jumps or dummy tunnels must not be used at the novice level.
(13-09-13)

12.3 Novice Jumpers With Weaves Class Challenges

12.3.1 Number of challenges and types are the same as the Standard Class (see Section 12.3).

12.4 Novice Jumpers With Weaves Class Course Design Elements

- (a) includes no discriminations, approaches to obstacles shall not be adjacent and obstacles should not be in close proximity;
- (b) no handler restrictions;
- (c) angles of approach to obstacles shall generally not exceed 90 degrees with the exception of a maximum of two 135 degree turns A 180 degree turn may be included immediately before weave poles to assist dog and handler in managing their speed and approach to the weaves. The angle of approach to the tire, if used, must be straight.
- (d) The placement of weave poles in the Novice Jumpers with Weaves course design shall be

such that they do not follow a fast jumping sequence. (A good place for weaves would be as the second obstacle or following a 180 degree turn). There must be no difficult angle approach to the weaves in Novice.

- (54-06-16) (e) jumps in sequence must be a minimum of 18 feet (5.49m) apart. The distance before and after a double jump (regardless of whether it is a jump or another type of obstacle) must be a minimum of 18 feet (5.49m). Any jump following an open tunnel must be a minimum of 18' (5.49m) from the exit of the tunnel. If a double bar jump follows an open tunnel, there must be a minimum of 20 feet from the exit of the tunnel to this type of jump. Obstacles, in sequence, other than jumps, must be a minimum of 15 feet (4.58m);
- (f) These distances are calculated by measuring in a straight line from centre to centre of a jump or obstacle. The maximum distance between any two obstacles must not exceed 30 feet (9.14m);
- (52-06-16) (g) double jumps are not used for the first obstacle;
- (h) The start line shall be designated as the front plane of the first obstacle and the finish line as the front plane of the last jump or the back plane of a tunnel if the tunnel is the last obstacle;
- (i) jumps or tunnels are used at the start and finish;
- (j) course conforms to safety guidelines for obstacles and angles before and after double jumps and the tire jump;
(The approach to the tire and double jump must be straight unless there is 25 feet or more between obstacles. However, the maximum angle of approach must not exceed 30 degrees even with this added distance. The turn after a double or tire jump must be less than 45 degrees. More than the minimum distance must be allowed before a double if it follows a tunnel).
- (k) course is predominantly smooth and flowing;
- (l) course layout can be easily adjusted to the next course in the ring;
- (m) start line is 5 to 8 feet (1.53m to 2.44m) from the first obstacle unless electronic timers are used;
- (n) if using electronic timers, courses must be designed to accommodate their use (see Section 11.12.2).

12.5 Intermediate Jumpers With Weaves Class Obstacles

12.5.1 A total of 16-18 obstacles is required in the Intermediate Jumpers With Weaves Class.

The mandatory obstacles are:

- (13-09-13) (a) the Bar Jump (may be One Bar)
(b) the Double-Bar Jump
(c) one set of 6- 12 Weave Poles, used once

12.5.2 13-15 additional obstacles selected by the judge shall be included on the course. These may include Bar jumps, the One Jump (either the Triple Bar Jump or the Ascending Spread Jump is permitted), the Panel Jump, the Tire Jump and Open Tunnels. The Open Tunnel may be used more than once, however, the dogs must not be required to enter tunnels on more than 3 occasions on any course. The Weave Poles, the Tire Jump, the Double Jump, the Triple jump or The Ascending Spread Jump must not be used more than one time. The Closed Tunnel must not be used.
(78-06-16)

12.6 Intermediate Jumpers With Weaves Class Challenges

12.6.1 Number of challenges and types are the same as the Standard Class. (See Section 12.6)

12.7 Intermediate Jumpers With Weaves Course Design Elements

- (a) angles of approach to obstacles shall generally not exceed 135 degrees and must not exceed two instances of 180 degree turns.
- (b) entrances may be positioned no closer than 3 feet (0.92m) to one another;
- (54-06-16) (c) jumps in sequence must be a minimum of 18 feet (5.49m) apart. The distance before and after a double jump or spread jump (regardless if it is a jump or another type of obstacle) must be a minimum of 18 feet (5.49m). Any jump following an open tunnel must be a minimum of 18' (5.49m) from the exit of the tunnel. If a spread type jump (double or triple bar) follows an open tunnel, there must be a minimum of 20 feet from the exit of the tunnel to this type of jump. Obstacles, in sequence, other than

jumps, must be a minimum of 15 feet (4.58m) the exception to these distance requirements in a 180 degree turn;

- (d) these distances are calculated by measuring in a straight line from centre to centre of a jump or obstacle. The maximum distance between any two obstacles must not exceed 30 feet (9.14m);
- (e) no spread-type jumps are used for the first obstacle;
- (f) The start line shall be designated as the front plane of the first obstacle and the finish line as the front plane of the last jump or the back plane of a tunnel if the tunnel is the last obstacle;
- (g) no 2 spread-type jumps are used in succession;
- (h) jumps or tunnels are used at the start and finish;
- (55-09-16) (i) course conforms to safety guidelines for obstacles; the approach to spread jumps and tire jumps must be taken from an angle of less than 30 degrees. Angle turns after the spread type jump or tire jump, must be less than 45 degrees.;
- (j) course is predominantly smooth and flowing with some areas of tight control;
- (k) if using electronic timers, courses must be designed to accommodate their use. (See Section 11.12.2)

12.8 Excellent Jumpers With Weaves Class Obstacles

12.8.1 A total of 18-20 obstacles is required for the
(24-06-13) Excellent Jumpers With Weaves Class.

The Mandatory Obstacles are:

- (a) the Bar Jump
- (b) the One Bar Jump
- (c) the Double Bar Jump
- (d) either the Triple Bar Jump or the Ascending Spread Jump
- (e) one set of 12 Weave Poles, used once

12.8.2 13-15 additional obstacles, selected by the judge
(77-06-16) shall be included on the course. These may include Bar jumps, a Panel jump, One Bar jump, a Tire jump and Open tunnels. The Open tunnel may be

used more than once, however, the dogs must not be required to enter tunnels on more than 3 occasions on any course. The Weave Poles, the Tire jump, the Double jump, the Triple jump or Ascending Spread jump must not be used more than one time. The Closed Tunnel must not be used.

- 12.8.3 The number and types of challenges are the same as the Excellent Standard Class (see Section 12.9).

12.9 **Excellent Jumpers With Weaves Class Course Design Elements**

- (a) Placing obstacles in close proximity to each other can cause an unfair advantage to some handlers. All obstacles where a handler may want to pass between the obstacles to handle the sequence must be either at a distance greater than 4 feet (1.21 m) (to their closest points) or closer than 12 inches (30.5 cm) so either everyone can get between the two obstacles or no one should be able to get through.
- (54-06-16) (b) Jumps in sequence must be a minimum of 18 feet (5.49m) apart. The distance before and after a double jump or spread jump (regardless of whether it is a jump or another type of obstacle) must be a minimum of 18 feet (5.49m). Any jump following an open tunnel must be a minimum of 18' (5.49m) from the exit of the tunnel. If a spread type jump (double or triple bar) follows an open tunnel, there must be a minimum of 20 feet from the exit of the tunnel to this type of jump. Obstacles, in sequence, other than jumps, must be a minimum of 15 feet (4.58m). The exception to these distance requirements is in a 180 to 270 degree turns or in such designs as serpentine or threadles;
- (c) These distances are calculated by measuring in a straight line from centre to centre of a jump or obstacle. The maximum distance between any two obstacles must not exceed 30 feet (9.14m);
- (d) no spread-type jumps are used for the first obstacle;
- (e) The start line shall be designated as the front plane of the first obstacle and the finish line as the front plane of the last jump or the back plane of a tunnel if the tunnel is the last obstacle;

-
- (f) no 2 spread-type jumps are used in succession;
 - (g) jumps or tunnels are used at the start and finish;
 - (53-06-16) (56-09-16) (h) Course conforms to safety guidelines for obstacles; the approach to a spread jump must be straight or from an angled approach of no greater than 30 degrees unless a distance of more than 21' is provided between obstacles. However the maximum angle of approach must not exceed 45 degrees even with this added distance. Turns after the tire jump must not exceed 90 degrees. After spread jumps no turns must exceed 90 degrees.
The approach angle to the tire must not exceed 30 degrees.;
 - (i) includes places where the dog can be free of tight control;
 - (j) course layout can be easily adjusted to the next course in the ring;
 - (k) angles of approach to obstacles shall generally not exceed 180 degrees and must not exceed 2 instances of 270 degree turns.
 - (l) if using electronic timers, courses must be designed to accommodate their use. (See Section 11.12.2)

13 POINTS & DISTANCE (31-06-13)

13.1 Points & Distance (PAD) Class

13.1.1 Object of the Game

- (a) PAD is a game of strategy involving distance handling and point accumulation. It is designed to test, skill, accuracy, speed, timing, and distance handling, and to demonstrate a dog's ability to work with its handler over a variety of agility obstacles.
- (b) The class is not part of the Agility Master Championship titling program but offers stand-alone titles.
- (c) The following criteria apply to all levels: Novice, Intermediate, Excellent and Master Excellent.

13.1.2 Class Definition

(55-06-16) (a) PAD class uses fifteen (15) point valued obstacles and/or obstacle combinations plus an end point obstacle such as a wingless jump or tunnel. The course will include a Distance handling element that will award a bonus of twenty (20) points if completed successfully, and is identified as the “Distance Bonus.” Six of the fifteen (15) point valued obstacles must be bar jumps (preferably winged) valued at one point each. Winged jumps are assumed to have a value of one point unless otherwise denoted by the judge. Nine (9) additional obstacles on the course will be assigned unique values from 2 through 10 by the judge. Additional obstacles may be placed on the course, but with no assigned value.

Regular Novice		Selected/Veterans Novice	
Jump Height	Points	Jump Height	Points
20” (50.8cm) & 24” (61cm)	53	20” (50.8cm)	50
16” (40.6cm) & 12” (30.56cm)	50	16” (40.6cm) & 12” (30.56cm)	47
8” (20.3cm)	47	8” (20.3cm) & 4” (10.2cm)	44

Regular Intermediate		Selected/Veterans Intermediate	
Jump Height	Points	Jump Height	Points
20” (50.8cm) & 24” (61cm)	56	20” (50.8cm)	53
16” (40.6cm) & 12” (30.56cm)	53	16” (40.6cm) & 12” (30.56cm)	50
8” (20.3cm)	50	8” (20.3cm) & 4” (10.2cm)	47

Regular Excellent & Excellent Masters		Selected/Veterans Excellent & Excellent Masters	
Jump Height	Points	Jump Height	Points
20” (50.8cm) & 24” (61cm)	60	20” (50.8cm)	56
16” (40.6cm) & 12” (30.56cm)	56	16” (40.6cm) & 12” (30.56cm)	53
8” (20.3cm)	53	8” (20.3cm) & 4” (10.2cm)	50

(b) There is a maximum of 80 possible PAD class points awarded at all levels, which is the sum of the fifteen point valued obstacles (60 points)

plus a Distance Sequence Bonus value of 20 points. Points are earned for each obstacle of the Distance Sequence as well as for the Bonus, if successfully completed.

- (c) Teams must successfully complete the Distance Sequence, as well as earn a minimum number of required points defined at each class level, to achieve a qualifying score.
- (d) To earn points, all obstacles must be completed in accordance with the obstacle performance requirements identified in these Regulations.
- (e) Teams must perform a judge-defined finish obstacle to stop the time.
- (f) Teams will be assessed one (time) fault for every full second over time. This will be subtracted from the total points (obstacle & distance sequence total) accumulated on course to determine the final score. Order of placements will be determined by points first and fastest time second.

13.1.3 Course Times

- (a) Course time is 35 seconds for all levels and all divisions.

13.1.4 Required Points

- (a) Points required are as follows:
- (b) An electronic timing horn/buzzer (preferably) or whistle will sound at the end of the time and handlers will no longer have the opportunity to earn points or complete the Distance Sequence while on course and dogs must run to the finish obstacle to stop the clock. Electronic timing devices with horn or buzzer sounds are recommended for execution and consistent and accurate timing.

13.1.5 Qualifying Requirements

- (a) To achieve a qualifying score, the Distance sequence must be completed, along with the designated minimum number of required points, defined at each level.
- (b) The distance sequence, if completed behind a designated line, and without fault, adds 20 points to the score total – the Distance Bonus.

13.1.6 The Distance Sequence

- (a) An area containing from 2 to 3 obstacles will be segregated on the course and marked with

an identifying line to define the Distance Sequence of the course.

- (b) Handler distance restrictions for the Distance Sequence must be:

5-10 feet (1.52m - 3.05m) in Novice

10-15 feet (3.05m - 4.57m) in Intermediate

15-20 feet (4.57m - 6.10m) in Excellent,

- (c) The handler may direct the dog to the Distance Sequence of the course at any time but it must be completed within the 35 seconds course time.

- (56-06-16) (d) The judge will announce "BONUS" when the Distance Sequence has been completed successfully and will call "FAULT" if it is not successful. The judge will announce each point value as it is performed and not the total of all obstacles in the distance sequence.

- (57-06-16) (e) The distances will be measured from the distance line to the path the dog would take i.e., middle of the frame or jump.

13.1.7 Performance Requirements for All Levels

- (a) Obstacles except the teeter, and triple jump, are bi-directional and may be taken in either direction to earn points unless otherwise directed by the judge. The judge may require any obstacle to be taken in only one direction for points. Points for obstacles, other than single point jumps, can only be earned one time. If repeated, no points are awarded.
- (b) Bi-directional obstacles, whether they have dual point values or not, may not be taken back-to-back (immediately repeated without doing another obstacle in-between) for points.
- (c) Faulted contact obstacles may be repeated for an attempt to earn points, but may not be attempted in back-to-back fashion.
- (d) Weave poles may be reattempted immediately from either end if faulted, but if bi-directional must be restarted at the original entry and completed correctly from start to finish to earn points. If a judge has elected to post dual values on the weave poles, (one for each entry end), all poles must be completed correctly in the designated direction to earn the assigned points.
- (e) Six, one point jumps are required on course. These may be taken in any order for a maximum of six points. These jumps may be taken more than once for points, however, the

same jump may not be taken back-to-back. Any additional jumps taken will not be scored or penalized.

- (f) If an obstacle is repeated back-to-back or faulted, no points will be awarded but points may be accumulated elsewhere on the course without penalty.
- (g) Points may be earned for correctly performing a previously faulted obstacle that is not in the Bonus Sequence. Any faulted Distance Sequence obstacle may be repeated to earn points for the individual obstacle, however, once an obstacle in the Distance Sequence is faulted, no Bonus points may be awarded Bars that have been knocked down will not be reset so no points can be earned for these jumps.
- (h) Points may be awarded for two different pointed contact obstacles taken in succession.
- (i) Any obstacles completed after the whistle/horn/buzzer sounds cannot be faulted nor can additional points be earned.
- (58-06-16) (j) Any handler contact with the dog that aids the dog's performance will result in a Failure to Perform fault (NQ).
- (k) The Distance sequence must be successfully completed, with the handler behind the judge-defined handler restriction line. The handler stepping on any part of the line before the dog has completed the last obstacle in the sequence will negate earning the Distance Sequence bonus points. Refusals are only called during the Distance Sequence if they occur after the first obstacle has been taken. (There are No Refusals for the rest of the course).
- (l) A dog is considered to have completed the last obstacle of the Distance Sequence when all 4 feet have touched the ground
- (m) A horn or whistle will sound when 35 seconds are reached.
- (n) At 35 seconds, the point accumulation process will end. However, timing will continue until the dog passes through the uprights of the designated end jump or pass through the end timer/finish line of the designated end tunnel.
- (o) Time penalties at all levels are one (1) point for each full second over 35 second.
- (p) Microphone headsets may be used by the judge and scribe as an aid in scoring the

run and answering any questions that arise. However, the judge's calls must be audible to the competitor in the ring.

13.1.8 Ties

- (a) In case of a tie in both points and time, a runoff may be offered. If either team chooses not to re-run to break the tie, that team may concede the win and take the lower placement. If a team is not available for a runoff (e.g. have left the trial site) then the team that is available will receive the higher placement. If both teams agree, another acceptable method of breaking a tie is to flip a coin to determine the winner.

13.1.9 Course Design and Requirements

- (59-06-16) (a) Courses should be designed so that it is possible for a dog to be successful (collect the minimum number of points within 35 sec) based on an average of SCT for Standard and JWW for its jump height.

Examples:

For a dog jumping 8"

Novice $2.3 + 1.85 / 2 = 2.1$ y/s x 35 sec = 74 yards, to collect 47 points

Intermediate $2.8 + 2.2 / 2 = 2.5$ y/s x 35 sec = 88 yards, to collect 50 points

Excellent /Master Ex. $3.05 + 2.3 / 2 = 2.7$ y/s x 35 sec = 94 yards, to collect 53 points

For a dog jumping 24"

Novice $2.8 + 2.5 / 2 = 2.6$ y/s x 35 sec = 91 yards, to collect 53 points

Intermediate for a 24" dog $3.3 + 2.5 / 2 = 2.9$ y/s x 35 sec = 102 yards to collect 56 points

Excellent/Master Ex 24" dog $3.6 + 2.85 / 2 = 3.2$ y/s x 35 sec = 112 yards to collect 60 points.

- (60-06-16) (b) Up to two (2) intersecting start lines may be used. These are to be set in a "V" shape along the starting end of the ring with the timer and scribe placed along the centre of the intersection. These lines must run from the centre of the start end to the sides in such a way as to make leash running efficient and the leash ready at the end of the run.
- (61-06-16) (c) A single Finish obstacle defined by the judge consisting of a jump or open tunnel is required. This is to be placed relatively close to the exit

end of the ring. Timing stops when the dog passes through the uprights of the jump or enters the Finish end of the tunnel. Timing stops the first time the dog performs the Finish obstacle even if it is the first obstacle taken.

- (d) Numbered flags or elevated placard signs for numbers 2 through 10 are highly recommended for ease of judging and scoring.
- (e) The course is comprised of fifteen (15) point valued obstacles and/or obstacle combinations.
- (f) The course must include a distance handling sequence that will award a bonus of twenty (20) points if completed successfully, and is identified as the "Distance Bonus."
- (g) Six of the fifteen (15) point valued obstacles must be bar jumps (preferably winged) valued at one point each. One point jumps must not be used in the Distance Sequence.
- (62-06-16) (h) Nine (9) additional obstacles on the course will be assigned unique values from 2 through 10
 - (i) Additional obstacles may be on the course, but with no assigned value.
 - (j) Judges may choose one bi-directional obstacle and assign a unique point value for each approach.
 - (k) Judges will incorporate one non wing jump or open tunnel to define the end point of the game. No points will be associated with the finish obstacle.
 - (l) A minimum of two and maximum of three unique contact obstacles is required on the course. A minimum of two contact obstacles must have a point value assigned. A maximum of four contacts may be performed to earn points (i.e. one contact taken twice for differing point values).
 - (m) Weave poles are a required obstacle on course: a minimum of 12 weave poles is required for Excellent levels and six (6) or (12) weave poles is required on Intermediate courses and six weave poles are required for Novice courses.
 - (n) Additional obstacles may include bar jumps, double and triple jumps, open tunnels, panel jumps and tire jump or a combination of these obstacles.
 - (o) The judge will design the course so that the Distance Sequence for all levels, Novice, Intermediate, and Excellent, can be accommodated without major course changes, other than to

replace the Distance sequence line or change the flow or obstacles of the Distance Sequence in order to meet the distance and challenge requirements of the applicable level.

- (63-06-16) (p) The distance between obstacles on a PAD course must meet the distance requirement for Standard Courses including the distance to ring barriers and other obstacles.
- (63-06-16) (q) Any restrictions that apply to the Standard or JWW course also apply to the corresponding level on PAD courses, i.e., no 180 degree turns from a tunnel under the A-frame to the Frame used in the Distance Sequence. No Tunnel placed under the dog walk or A-frame in Novice Bonus Sequence. No two spread type jumps used in succession in the Bonus Sequence.

13.1.10 The Distance Sequence

- (a) The Distance Sequence of the course must contain two to three pointed-obstacles.
- (64-06-16) (b) Handler distance restrictions for the Distance Sequence must be:
- (1) 5-10 feet (1.52m - 3.05m) in Novice
 - (2) 10-15 feet (3.05m - 4.57m) in Intermediate
 - (3) 15-20 feet (4.57m - 6.10m) in Excellent
- All obstacles in the Distance Sequence should be at the minimum distance for the level until they are beyond faulting. So the weaves, or contacts as well as jumps should be at the required distance both for the entry and exit. Tunnel exits do not need to follow this requirement since tunnels are not to be faulted after the entry.
- (65-06-16) (c) The total point value for all obstacles contained in the Distance Sequence of the course must be no less than ten (10) points and no greater than fifteen (15) points.
- (67-06-16) (d) Obstacle discriminations and changes of flow and/or direction are allowed, only in the Intermediate and Excellent Distance Sequence. In a Novice Distance Sequence if a tunnel is used as the first obstacle, tunnel entrances may be designated “either end” as long as both tunnel openings are a legal distance from the distance line.
- (e) A coloured tape used for marking the Distance Sequence handler restriction area must be

of a bright contrasting colour and should be secured to the floor or ground in an appropriate manner. Golf tees are an appropriate method of holding the line in place when on grass or dirt. Contrasting coloured tape may be used on indoor flooring surfaces. Colours such as hot pink, bright green or yellow are recommended.

- (68-06-16) (f) The distance sequence must be clearly identified and defined on the course map and be labeled in a manner that makes no further explanation is necessary. Judge's briefings should be helpful but not required for the exhibitor to be able to understand the distance sequence. If a distance sequence is bi-directional one direction should be labeled with one style of numbers (i.e. circles) and the reverse direction should be labeled with a different style of numbers (i.e. squares) to clearly define bi-directional.

13.1.11 Classes

(a) Novice PAD Class

The focus of the PAD class at the Novice level will be to introduce the skill, timing and minor distance work involved in a game of strategy and point accumulation.

(1) Novice Design Standards:

- (i) The Course requires two Distance Sequence point valued obstacles
- (ii) Obstacles in the Distance Sequence must be between 5 feet (1.5m) and 10 feet (3m) feet from the handler's restriction line with at least one obstacle only 5 feet (1.5m) from the restriction line.
- (iii) The Distance Sequence may include bar jumps, tunnels, and provided they are set no more than 5 feet (1.5m) from the restricted line, six (6) Weave Poles or any contact obstacle although dogwalk and teeter are not recommended at this level. The tire jump, the double bar jump, ascending spread jump or triple jump must not be used in the Distance Sequence.
- (iv) Equipment required on course: 6 wing jumps, 2 contact obstacles, 6 weave poles.

(v) 6 additional pieces of equipment must be included. These may include tunnels, 1 double jump or 1 ascending or triple jump, 1 tire jump, 1 panel jump, non wing jumps.

(vi) Equipment not permitted: Table and Closed Tunnel

(b) Intermediate PAD Class

The focus of the PAD class at the Intermediate level will be to test skill, timing and intermediate distance work involved in a game of strategy and point accumulation.

(1) Intermediate Design Standards:

(i) The Course requires two or three Distance Sequence point valued obstacles.

(ii) Obstacles in the Distance Sequence must be between 10 feet (3m) and 15 feet (4.6m) from the handler's restriction line with at least one obstacle only 10 feet (3m) from the restriction line.

(iii) There are no Distance Sequence obstacle restrictions except the tire jump and 12 weave poles must not be used.

(iv) Discriminations or a change of direction are allowed in the Distance Sequence.

(v) Equipment required on course: 6 wing jumps, 2 contact obstacles, 6 weave poles.

(vi) 6 additional pieces of equipment may be included. These may include tunnels, 1 double jump or 1 ascending or triple jump, 1 tire jump, 1 panel jump, non wing jumps.

(vii) Equipment not permitted: Table and closed tunnel

(c) Excellent PAD Class

The focus of the PAD class at the Excellent level will be to test skill, timing and distance work at the highest level involved in a game of strategy and point accumulation.

(1) Excellent Design Standards:

(i) The Course requires three Distance Sequence point valued obstacles

(ii) Obstacles in the Distance Sequence must be between 15 feet (4.6m) and 20

feet (6.1m) from the handler's restriction line with at least one obstacle only 15 feet (4.6m) from the restriction line.

- (iii) There are no Distance Sequence obstacle restrictions, except the tire jump must not be used.
- (iv) The Distance Sequence must include the minimum of one obstacle discrimination or one change of direction.
- (v) Equipment required on course: 6 wing jumps, 2 contact obstacles, 12 weave poles. Additional equipment may be included. These may include tunnels, 1 double jump, 1 ascending or triple jump, 1 tire jump, 1 panel jump, non wing jumps.
- (vi) Equipment not permitted: Table and Closed Tunnel

13.1.12 PAD Class Eligibility

(69-06-16) Whenever the PAD class is offered, Regular, Selected, and Veteran divisions must be offered.

(a) Novice PAD Class

Dogs may continue to be shown in the Novice PAD class until they have acquired a qualifying score towards their Intermediate PAD title.

(b) Intermediate PAD Class

Dogs are eligible to enter the Intermediate PAD class if they have acquired a Novice PAD title or an Intermediate PAD title but which have not acquired a qualifying score towards an Excellent PAD title.

(c) Excellent PAD Class

Dogs are eligible to enter the Excellent PAD class if they have acquired the Intermediate PAD title.

(d) Master Excellent Class

Dogs are eligible to enter the Master Excellent PAD class if they have acquired the Excellent PAD title.

13.2 Classes

(a) Novice PAD Title

NP. Requires three Novice PAD class qualifying scores under at least two different judges.

Note: Novice Selected and Novice Veterans will earn a title with the letter S or V after the title.

(b) Intermediate PAD Title

IP. Requires the NP title plus three Intermediate PAD class qualifying scores under at least two different judges. Note: Intermediate Selected and Intermediate Veterans will earn a title with the letter S or V after the title.

(c) Excellent PAD Title

XP. Requires the IP title plus three Excellent PAD class qualifying scores under at least two different judges. Note: Excellent Selected and Excellent Veterans will earn a title with the letter S or V after the title.

(d) Master Excellent Title

MXP. Requires the XP title plus ten Excellent PAD class qualifying scores of 60 points or greater under at least two different judges. Note: Master Excellent Selected and Master Excellent Veterans will earn a title with the letter S or V after the title.

14 STEEPLECHASE (51-09-13)

14.1 Steeplechase

14.1.1 Object of the game

- (a) Steeplechase is a fast paced game designed to emphasize speed and control on a jumpers style course which contains the two most dynamic obstacles – the A frame and Weave Poles. The course design requires constant flow and a design that encourages speed throughout the course, while testing the handler's control.
- (b) A steeplechase course is designed to have spectator appeal.
- (c) The class is not part of the Agility Master Championship titling program but offers stand alone titles.

14.1.2 Eligibility

- (a) Steeplechase is open to any dog eligible to compete in any CKC agility class regardless of previous levels of achievement.

-
- (b) A club may offer this class no more than twice in a day.

14.1.3 Course Times

The following criteria is used to calculate SCT for all logs (Note: There are no levels in Steeplechase)

Course will have a SCT decided by times and yardage (see Chart)

To calculate SCT for Selected and Veteran dogs add 20%.

(57-09-16)

JUMP HEIGHT	YARDS PER SECOND
8" (20.3cm)	2.8
12" (30.5cm)	3.0
16" (40.6cm)	3.25
20" (50.8cm)	3.50
24" (61cm)	3.30

14.1.4 Qualifying Requirements

- (a) To qualify, the dog's time must not be over SCT. Time penalties shall be rounded down to the nearest second.
- (b) Off courses will result in NQ runs and scored as Failure to Perform (F).
- (c) Missed contacts and dropped bars will add 5 seconds each to the dog's time and will be signaled with a signal open hand and recorded as a "5" on the scribe sheet. (Time plus faults system).

14.1.5 Course Design Standards and Requirements

- (a) Control challenges that serve to detract from the speed element must be excluded from the course design. All approaches to the A frame must be straight.

(71-06-16) (b) Course should be of an open, flowing design with minimal use of jumps being used more than once. Challenges must be the same as Intermediate Standard class (see Section 12.6.1).

- (c) Required number of obstacles: 18 -20 obstacles

(70-06-16) (d) A non-completion results in a failure to perform

(58-09-16) (e) Mandatory Equipment: A-frame (set at 5' for all classes and jump heights) and 12 Weave

-
- Poles, one Spread Jump used once, 9 Winged Jumps and/or non-winged jumps, Open Tunnel/s (minimum 1 entry, maximum of 3 entries). Either the A-Frame or the Weave Poles must be taken twice.
- (59-09-16) (f) Optional Equipment: Panel Jump, Tire Jump, used only once.
 - (g) Equipment not allowed: Dogwalk, Teeter, Closed Tunnel and Table.
 - (h) Minor off-course jump challenges (distance greater than 21') are encouraged.
 - (72-06-16) (i) Double jump, spread jump or tire jump (if used) are not to be taken twice
 - (72-06-16) (j) Decoy jumps are not allowed
 - (72-06-16) (k) Course conforms to safety guidelines for obstacle spacing
 - (72-06-16) (l) Course must start with a jump or an open tunnel. Double or spread jump must not be the first obstacle but may be the last obstacle
 - (72-06-16) (m) As refusals are not called in steeplechase, and off-course tunnel challenges are not allowed, it is permissible in this class to designate tunnel entrances as "either end" or "handler's choice" in order to maintain the flow of the course provided that the approach to the next obstacle from either tunnel exit conforms to the safety guidelines
-

15 INTERNATIONAL CHALLENGE CLASS (ICC) (73-06-16)

15.1 Purpose (73-06-16)

- 15.1.1 (73-06-16) The International Challenge Class (ICC) is designed to provide a dog and handler an opportunity to demonstrate their advanced training and handling skills on various International style Standard and Jumpers With Weaves courses. The rules for this class are generally based on international rules. The variety in International Agility course designs is very diverse, so handlers should be prepared to meet the "Challenge of the Day" when competing in the ICC class. The total challenge level is expected to be more difficult than what is currently allowed in the Excellent or Master classes. Dogs and handlers
-

will need specialized training in these kinds of challenges in order to succeed; therefore beginner or inexperienced dogs should not be entered in this class. Course designs will vary widely; thus testing different skills on different days.

15.2 Standard Course Times *(73-06-16)*

15.2.1 *(73-06-16)* The standard course times are at the sole discretion of the judge, but shall generally follow these guidelines.

Small Standard ICC Class 2.75 yards per second to 3.50 yards per second

Medium Standard ICC Class 3.00 yards per second to 3.75 yards per second

Large Standard ICC Class 3.50 yards per second to 4.25 yards per second

Small Jumpers ICC Class 3.50 yards per second to 4.00 yards per second

Medium Jumpers ICC Class 3.75 yards per second to 4.25 yards per second

Large Jumpers ICC Class 4.00 yards per second to 4.50 yards per second

15.2.2 *(73-06-16)* *(60-09-16)* Trials including the Regular and Selected Jump Heights will assign Standard Course Times (SCT's) as follows:

For Regular jump heights:

- 8, 12 inches will be assigned the SCT calculated for Small Agility
- 16 inches will be assigned SCT calculated for Medium Agility
- 20, 24, 26 inches will be assigned SCT calculated for Large Dog Agility

For Selected jump heights course time assigned will use the SCT for Regular jump heights as noted in above paragraph, plus an additional 10%. For Veteran jump heights course time assigned will use the SCT for Regular jump heights plus 20%.

Notes:

1. Five (5) seconds shall be added to the Standard Course Time for the Standard classes if the table is used.

-
2. The flexibility in Standard Course Times reflects the degree of difficulty (flow) on the course, ring surface, and weather conditions.
 3. Course shall be measured once for Small and Medium class (along a 12" jumping dog's path) and once for Large class (along a 24" jumping dog's path) using an efficient course path.
 4. Spacing of obstacles shall generally comply with CKC Course Design Guidelines.

15.3 Equipment Requirements

15.3.1 Sections from an International course may become
(73-06-16) part of a course designed by the judge of record.

Standard International Challenge Class

- (a) 18 – 21 Total Obstacles Required
- (b) Contact obstacles - Dog Walk, A-Frame and Seesaw used once each
- (c) Spread Jump - A minimum of one (1) and a maximum of three (3) Spread Jumps are to be used on the course. (The Broad Jump, Double Bar Jump, Triple Bar Jump and Ascending Double Bar Jump are considered "Spread Jumps".)
- (d) Open Tunnel - Total number of times a dog can perform an Open Tunnel = three (3). (i.e.: One (1) Open Tunnel taken three (3) times, three (3) Open Tunnels taken once each, etc.)
- (e) Closed Tunnel -Total number of times a dog can perform a Closed Tunnel - One (1)
- (f) Tire Jump - Total number of times a dog can perform a Tire - One (1)
- (g) One Set of 12 Weave Poles- Total number of times a dog can perform the weave poles - One (1) One
- (h) One Bar Jump - No quantity restrictions
- (i) Panel Jump - No quantity restrictions
- (j) Optional Obstacles
 - (i) Pause Table - One (1) maximum
 - (ii) Viaduct Jump -Two (2) times maximum
 - (iii) Other Bar Jumps - No quantity restrictions

15.3.2 Jumpers International Challenge Class

(73-06-16)

- (a) 18 – 21 Total Obstacles Required.

- (b) Spread Jump - A minimum of one (1) and a maximum of three (3) Spread Jumps are to be used on the course. (The Broad Jump, Double Bar Jump, Triple Bar Jump and Ascending Double Bar Jump are considered “Spread Jumps”)
- (c) One Bar Jump - No quantity restrictions.
- (d) Optional Obstacles
 - (i) Open Tunnel Total - number of times a dog can perform an Open Tunnel = three (3). (i.e.: One (1) Open Tunnel taken three (3) times, three (3) Open Tunnels taken once each, etc.)
 - (ii) Closed Tunnel Total - number of times a dog can perform a Closed Tunnel = One (1)
 - (iii) Tire Jump - number of times a dog can perform a Tire jump = One (1)
 - (iv) Panel Jump - No quantity restrictions
 - (v) Viaduct Jump - number of times a dog can perform a Viaduct Jump = Two (2) times maximum
 - (vi) Other Bar Jumps - No quantity restrictions

15.4 Jump Height *(73-06-16)*

15.4.1 International Division.

(73-06-16)

(60-09-16)

Dog Height at Withers	International Jump Height
Less than 14” (35.6cm)	12” (30.5cm)
Greater than 14” (35.6cm) or less than 17” (43.2cm)	16” (40.6cm)
17” (43.2cm) or more	24” (61cm)

- (a) small dogs - measuring less than 35cm (14 inches) will jump 12 inches
- (b) medium dogs - measuring 35cm or more and less than 43 cm (17 inches) will jump 16 inches
- (c) large dogs - measuring 43cm (17 inches) or more will jump 24 inches

15.4.2 Regular Division - as per CKC Jump Height (Section 8.5.1)

(73-06-16)

-
- 15.4.3 Selected Division - as per CKC Jump Height (Section 8.5.1)
(73-06-16)
- 15.4.4 Veterans Division - as per CKC Jump Height (Section 8.5.1)
(73-06-16)
- 15.5 Titles** (73-06-16)
- 15.5.1 International Challenge Agility (ICA)
(73-06-16) Requires 3 International Challenge Standard class qualifying scores of 100
- 15.5.2 International Challenge Jumpers (ICJ)
(73-06-16) Requires 3 International Challenge Jumpers class qualifying scores of 100
- 15.5.3 International Challenge Excellent (ICAX)
(73-06-16) Requires an additional 10 Agility International Challenge Standard class qualifying scores of 100 after the dog has earned ICA
- 15.5.4 International Challenge Jumpers Excellent (ICJX)
(73-06-16) Requires an additional 10 International Challenge Jumpers class qualifying scores of 100 after the dog has earned ICJ
- 15.5.5 Champion International Challenge Class title
(73-06-16) CHICC for dogs that have earned both the ICAX and the ICJX titles

** International, Regular, Selected and Veterans divisions will earn a title with an Int, R, S or V after the title.*

16 JUMPS & TUNNELS (J&T)

- 16.1 Jumps and Tunnels is a game that tests dog and handler ability to work on a course designed entirely of jumps and tunnels. It is intended to demonstrate the dog's ability to respond to handling while performing at speed.
(73-06-16)
- 16.2 There are no levels in the Jumps and Tunnels Class. All dogs run the same course regardless of levels in other classes. Jumps and Tunnels is a time plus faults game. This game is not part of the championship program.
(73-06-16)
- 16.3 A total of 13 – 15 obstacles are required
(73-06-16)
-

The mandatory obstacles are:

- (73-06-16) (a) Bar jumps - Minimum 6
(b) Open Tunnels – minimum 2 entrances, maximum 4 entrances

16.4 Optional obstacles: Only one of the following to be included:

- (a) the Double Bar Jump
(b) the Triple Bar Jump or Ascending Spread Jump
(c) the Panel Jump

16.5 Jumps and Tunnels Class Challenges

- (73-06-16) (a) A total of 3 – 5 minor challenges must be included
(b) No major challenges
(c) Any place on a course where the dog needs to be directed in any way to the correct obstacle is considered a challenge
(d) Challenges appropriate for this class are:
(i) lead out advantage
(ii) minor off course possibilities without a previous speed section
(iii) handler restriction on one side of an obstacle
(iv) a speed section
(v) varied distances between jumps
(vi) blind approach to open tunnel, only one allowed
(vii) 180 degree turn, only one allowed
(viii) Change of side
(e) Challenges inappropriate for this class are:
(i) a speed sequence preceding a minor off course potential
(ii) tunnel discrimination
(iii) an obstacle in close range that is not to be taken
(iv) a tight turn required

No major challenge should be included

16.6 Jumps and Tunnels Course Design Elements

(73-06-16) As the Jumps and Tunnels Course is speed based,

the course must be predominantly smooth and flowing with few areas of tight control.

Course design must adhere to the following elements:

- (a) only mild to moderate angle of approaches to obstacles;
- (b) tunnel entrances may be positioned no closer than 8 feet to one another;
- (c) tunnel entrances may be optional to avoid discriminations;
- (d) jumps in sequence must be a minimum of 18 feet (5.49m) apart;
- (e) the distance before and after a double jump or spread jump (regardless if it is a jump or another type of obstacle) must be a minimum of 20 feet;
- (f) obstacles, in sequence, other than jumps, must be a minimum of 15 feet (4.58m). The exception to these distance requirements is in a 180 degree turn;
- (g) the maximum distance between any two obstacles must not exceed 30 feet (9.14m);
- (h) no spread-type jumps are used for the first obstacle;
- (i) the approach to spread jumps must be taken from an angle of less than 30 degrees.
- (j) angled turns after the spread type jump, must be less than 45 degrees;
- (k) bar jumps or tunnels are used at the start and finish;
- (l) The start line shall be designated as the front plane of the first obstacle and the finish line as the front plane of the last jump or the back plane of a tunnel if the tunnel is the last obstacle.

16.7 Qualifying run

(73-06-16)

- (a) The dog must have no non-qualifying faults. Time is recorded and all faults are added to the dog's time.
- (b) Qualifying times:
 - SCT in YPS
 - 8" (20.3cm) 2.3
 - 12" (30.5cm) 2.5
 - 16" (40.6cm) 2.75

20" (50.8cm) 2.8

24" (61cm) 2.8

16.7.1 Selected get 10% additional time. Veterans get 20% additional time.
(73-06-16)

16.7.2 SCT calculations are rounded to the nearest number after the judge measures the course.
(73-06-16)

16.7.3 Time penalties are rounded down to the nearest second.
(73-06-16)

16.8 Judging and Scoring

(73-06-16)

- (a) Refusals and Wrong Courses are not faulted.
- (b) Dropped bars are signaled with an open hand and add 5 time faults to the recorded time.
- (c) Obstacles not completed, are signaled with two open hands and recorded as a Failure to perform resulting in a non Qualifying run.

16.9 Qualifying performance

(73-06-16)

To receive a qualifying run the dog's time, including any wrong course penalties must not exceed SCT.

16.10 Titles

(73-06-16)

To Receive a title in Jumps and Tunnels, (JT) a dog must receive:

- JT – 3 qualifying runs from two different judges.
- JTX – 10 qualifying runs from 2 different judges.
- JTX2 – 20 qualifying runs and so on.

17 SANCTION MATCH

17.1 A sanctioned agility match is a competition at which dogs 12 months of age or older who are recognized or whose breed is included on the Miscellaneous list as designated by the Board, may compete, but not for legs for an agility title.

17.2 Any CKC accredited club or association wishing to hold a sanctioned agility match under CKC rules must obtain the approval of the CKC by submitting an application for a match date, on the form provid-

-
- ed by the CKC to the CKC Board member for the relevant zone.
- 17.3 The granting of sanctioned agility match dates is at the discretion of the local CKC Board Member.
- 17.4 Dates must be applied for not less than 60 days prior to the match date. Dates are allocated on a first come, first served basis. In special circumstances, the CKC Board Member for the relevant zone may waive the 60-day requirement.
- 17.5 Those individuals interested in judging sanction agility matches should contact the local CKC agility representative.
- 17.6 A club holding a sanctioned agility match must appoint an agility chair as well as a trial secretary and ring stewards. Club holding sanctioned agility matches are required to have available copies of the latest edition of these Agility Trial Rules and Regulations.
- 17.7 Classes may be provided for all Official Classes and unofficial classes. A dog may not enter a class for which it has received a title. A dog with a title may go through the course, but is not eligible for ribbons or prizes in that class.
- 17.8 No score at a sanctioned agility match shall be considered as qualifying or as a leg towards a title.
- 17.9 The Agility Trial Rules and Regulations, with the exception of those pertaining to titles, shall apply at all sanctioned agility matches.
- 17.10 Ribbons or cards shall be given at sanctioned agility matches for Passing Scores and the following information must appear on the face of each ribbon or card: name of the club or association holding the match, "Sanctioned Agility Match" and "Passing Score". Passing Score ribbons must be gold in colour: A dog shall not be give a ribbon or card if the dog has not earned a qualifying score. Suggested colour for placement ribbons or cards if offered First Place-Gold, Second Place-Rose, Third Place-Beige, Fourth Place-Gray.
- 17.11 The set-up procedure followed at sanction agility matches should follow approved agility trials.
-

18 PROTEST

18.1 A protest against a dog may be made by an exhibitor, entrant, or any member of the CKC, or a member of the club or association holding the event in the following manner:

(21-03-16) (a) A protest should be lodged with the Event Superintendent before the closing of the event and must be in writing, on a form provided by the CKC (or facsimile thereof). A hearing shall be held prior to the departure of all parties. No protest will be entertained unless accompanied by a deposit. This deposit shall be returned if the protest is sustained. If the protest is not sustained, the deposit will be forwarded to the CKC with the Event Committee's report.

(21-03-16) (b) If the protest cannot be filed at the event because of circumstances requiring medical and/or veterinary attention, or if the dog has been removed from the grounds, or if the owner and the dog leave the grounds immediately following the incident, the protest may be submitted directly to the CKC within 10 days of the event. All such protests shall constitute complaints under the CKC's By-laws and the provisions of same shall apply.

(21-03-16) (c) If the Protest is filed directly to the CKC, reasons should be provided as to why the Protest could not be filed with the Event Superintendent.

18.2 Where the Agility Trial Committee consists of more than 5 persons, the president of the trial-giving club shall name 5 members of the Agility Trial Committee to act on any protest received by the trial-giving club.

18.3 Written copies of all decisions on protests must be forwarded immediately to the Discipline Committee of the CKC. The Discipline Committee may take such action as it deems fit in connection with such protest, provided no appeal is submitted to the CKC within 10 days of the date on which the decision of the Agility Trial Committee was rendered. Such action may include barring the dog from future CKC approved events, imposition of an administrative fee, and/or cancellation of awards. The fact that the Agility Trial Committee did not

sustain a protest in no way inhibits the right of the Discipline Committee to take such action as it deems advisable.

- 18.4 An appeal to the Discipline Committee of the CKC from a decision of the Agility Trial Committee where a dog has been protested must be forwarded to the CKC within 10 days of the date on which the decision was rendered, together with a deposit.
- 18.5 If a trial-giving club fails to hear a protest as prescribed above, or in the opinion of the Discipline Committee improperly handles a protest, the Discipline Committee shall have the authority to take such action as it deems fit and necessary, and it may at the same time take disciplinary action against the officials of the trial-giving club concerned.

19 COMPLAINTS

- 19.1 A complaint against a person regarding a violation of the rules and regulations related to agility trials must be in writing, on a form issued by the CKC (or facsimile thereof), and must be accompanied by a deposit. A deposit is not required on a complaint alleging that a judge officiating at an agility trial held under these rules and regulations has been subject to indignities of any kind during the progress of the trial.
- 19.2 A complaint should be lodged with the Agility Trial Committee Chair of the trial-giving club no later than 15 minutes after the completion of judging of the trial, or should the complainant choose to do so, a complaint may be submitted directly to the CKC within 10 days of the trial. All such complaints shall constitute complaints under the CKC By-laws and the provisions of same shall apply.
- 19.3 Any complaint against the club holding the trial or any of its officials must be submitted directly to the CKC within 10 days of the trial. All such complaints shall constitute complaints under the CKC By-laws and the provisions of same shall apply.

-
- 19.4 A complaint shall be restricted to any of the following:
- (a) An act of omission or commission on which is based an allegation of a violation of the Agility Rules & Regulations;
 - (b) Any act on which an allegation of misconduct is based;
 - (c) The alleged failure of an officiating judge to excuse or remove from competition a dog for which a provision for excusing or removal from competition appears in these rules and regulations.
- 19.5 Where the Agility Trial Committee consists of more than 5 persons, the president of the trial-giving club shall name 5 members to form an Agility Trial Committee to act on complaints received by the trial-giving club.
- 19.6 Upon receipt of a complaint the Agility Trial Committee of the trial-giving club shall conduct an investigation as soon as possible, and within 14 days of receipt of such complaint, shall conduct a hearing in accordance with the procedures set out in the Procedure for Conducting an Agility Trial Committee Hearing as provided in these rules and regulations.
- 19.7 The Agility Trial Committee shall promptly forward the complaint, the deposit and a record of the hearing together with its recommendation on the disposition of the complaint to the CKC. Copies of the record of the hearing and the Committee's recommendation will be forwarded to the parties concerned at the same time.
- 19.8 When a complaint is received against a judge by the trial-giving club, the club will hold a hearing while all parties are still in attendance. The report and all statements given by all parties will be forwarded to the Discipline Committee along with the deposit from the complainant. The Agility Trial Committee will not render a decision but will collect all pertinent information.
- 19.9 Notwithstanding any contrary provisions in these rules and regulations, the procedure specified herein for dealing with complaints shall govern.
- 19.10 Disciplinary action will be taken against any official and the trial-giving club of which he is an official when it is established to the satisfaction of the CKC that an attempt was made to discourage the
-

submission of a complaint. Disciplinary action will be taken against a trial-giving club which fails to properly deal with complaints as provided in these rules and regulations.

20 DISCIPLINE

- 20.1 The Discipline Committee may take disciplinary action against any club, member, person, partnership, company or organization of the CKC for any act of omission or commission which violates any section or sections of the rules and regulations for CKC agility trials. Such action will be taken as provided for in the By-laws of the CKC.
- 20.2 No person shall abuse a dog on the grounds or premises of a trial, or conduct himself in a manner prejudicial to the best interests of the event.
- 20.3 Any club, member, person, partnership, company or organization availing themselves of the privilege of participating in any capacity or manner whatsoever at an agility trial shall, by such participation, be deemed to have agreed to the authority of the CKC and its Board as conferred on the CKC by its By-laws and all other rules and regulations adopted by the CKC.
- 20.4 At its discretion and subject to the appeal process, the Discipline Committee may cancel any or all qualifying scores earned by a dog owned by a person debarred, deprived, suspended or expelled of all privileges of the CKC when such wins were earned following the date on which such act occurred that resulted in disciplinary action.
- 20.5 The administration to a dog competing at an agility trial of a drug or any substance, in any form, which alters the nervous system by stimulation, sedation or tranquilization shall be considered as misleading the judge and will be considered misconduct. The person or persons responsible will be subject to disciplinary action in accordance with this section.
- 20.6 Any person, either within or outside the judging ring, who does anything calculated to attract, distract or otherwise interfere in any way with the attention, deportment, or performance of a dog under judgment, may be disciplined by the

Discipline Committee in whatever way it considers to be in the best interest of the club, or the judge may take summary action.

- 20.7 (89-06-13) It shall be the duty and obligation of the trial-giving club to see that a judge, club official, volunteer, or any participant at an event held under these rules, is not subject to indignities of any kind. The Agility Trial Committee Chair shall promptly report to the CKC any infringement of this regulation, and the CKC shall have the authority to take such action as it deems fit on receipt of a report indicating that this has occurred. A copy of this regulation shall be prominently placed in every premium list and catalogue.

21 PROCEDURE FOR CONDUCTING AN AGILITY TRIAL COMMITTEE HEARING

- 21.1 It is essential that the defendant be given the opportunity to be present during the whole hearing and to testify and present his own witnesses. If a defendant refuses to attend or defend himself, the hearing may proceed without him. In notifying the defendant of the hearing, it is essential that he be informed specifically of the nature of the charges against him and that a record of such notice be made.
- 21.2 The complainant must also be informed of the hearing and allowed to be present throughout the whole hearing.
- 21.3 Both the complainant and defendant should be informed that they may be represented by legal counsel or an agent at the hearing if they choose, but this is not necessary.
- 21.4 The Chair is to call the meeting to order and then announce: "We are proceeding by reason of our appointment to the Agility Trial Committee by (name of trial-giving club)."
- 21.5 The Chair shall identify all persons present and the reason for their presence (i.e. complainant, defendant, witness) and then ask the witnesses to withdraw until required to give evidence. After giving evidence a witness may be excused.

-
- 21.6 The complainant is to be read except that if the complainant and defendant agree, it may be necessary to relate only the substance of the complaint as set out on the Official Complaint form.
- 21.7 The Chair is to ask the defendant whether he wishes to admit or deny the complaint as it has been read or stated.
- 21.8 The complainant is to give evidence on the complaint. He may then be questioned by the defendant. At the chair's invitation, any member of the Committee may question the complainant. If the complainant has brought witnesses, such witnesses may then give evidence individually. Each witness may be questioned by the defendant or any member of the Committee. Each witness is to leave the hearing after evidence has been given.
- 21.9 Upon completion of the evidence given by the complainant and any witness appearing on his behalf, the defendant may then give evidence and may then be questioned by the complainant or any member of the Committee. If the defendant has brought witnesses, such witnesses may then give evidence individually. Each witness may be questioned by the complainant or any member of the Committee.
- 21.10 The Chair may then call any other witness which the Committee considers appropriate to the proper hearing of the complaint.
- 21.11 The complainant may then have the opportunity of summing up the complaint and the evidence presented in support thereof. The defendant shall have the opportunity of summing up his defense and any evidence presented in support of his defense.

22 PARTICIPATION

- 22.1 The participation in any manner or in any capacity at a competitive event held under these rules shall be considered a privilege accorded to any person by the CKC and such privilege may be extended and withdrawn by the Discipline Committee.
- 22.2 Any person availing himself of the privilege of participating in any manner, shape or form and in any capacity, including that of a spectator at a
-

competitive event held under these rules shall, by such participation, be deemed to have agreed to the authority of the CKC and its Board.

- 22.3 No person who has been expelled, deprived of privileges, suspended or debarred by the CKC may enter a dog, compete, exhibit, judge, act as agent or handler for any competitor, take a dog into any competition or be connected in any capacity with competitive events held under these rules.
- 22.4 A club holding an agility trial under these rules shall not engage in any capacity a person who is under suspension or expulsion, debarred or deprived of privileges by the CKC.
- 22.5 Any person who has lost the right to participate in events in their country of residence shall not, while such a loss of privilege is in effect, participate in any Canadian Kennel Club approved events. Any wins by a dog that is exhibited or handled by such individual shall automatically be cancelled.

23 **LIABILITY** (22-03-16)

- 23.1 The CKC shall not be responsible to any member, (22-03-16) person, partnership, club or corporation for any loss, damage or injury arising at or by reason of any event held under any rules adopted by the CKC.
- 23.2 Every owner or authorized agent for the owner (22-03-16) of any dog entered in a CKC event is required to take all reasonable steps to ensure that the dog behaves properly at the event, and in particular to prevent the dog from threatening, menacing or biting a judge, another dog, or any other person in attendance at the event. Failure to take such reasonable steps may result in disciplinary action against such owner or authorized agent under the By-laws, which may result in the imposition of any of the penalties provided for in the By-laws.

24 AMENDMENTS

- 24.1 These rules are subject to amendment by the Board.
- 24.2 Amendments to these rules may also be proposed by a person, association, club, representative group or body by presenting such proposal to the Board for its consideration. In such circumstances, the Board will forward the proposal to the Agility Council for their consideration and input, prior to the Board making its final decision.
- 24.3 Any amendment to these rules shall be approved by a simple majority vote of the Board.
- 24.4 The effective date of any approved amendment shall be set by the Board.
- 24.5 The Board, at its sole discretion, may choose to perform a non-binding poll of the membership to attain general input prior to making a final decision on any proposed amendment to these rules.
- 24.6 Upon the Board making its final decision with respect to any amendment to these rules, the membership shall be advised by placing a notice in the Official Section as soon thereafter as is reasonably possible.

APPENDIX A – OBSTACLE CONSTRUCTION SPECIFICATIONS (DETAILS OF OBSTACLES)

The following specifications will apply to all obstacles. When no tolerance or range is given for a dimension, a tolerance of 4.0 percent is implied. Tolerances does not apply when a range is specified.

Contact Obstacles

Contact obstacles should always provide a non-slip surface that provides good traction for the dogs without being so rough as to damage the dog's pads. Surfaces must be maintained on a regular basis so that dogs will not slip when performing these obstacles.

- (74-06-16) 1. **The A-Frame** is constructed from 2 panels of wood or a wood-like substance, reinforced underneath by metal or wooden support beams.

The panels are 35" (88.9 cm) to 49" (124.5 cm) wide, and their lengths are both within 2" (5.1 cm) of 9 feet (2.75m).

The height of the A-frame is set to 5'6" (1.68m) for dogs who jump 24" (61cm), 20" (50.8cm) and 16" (40.6cm) and 5 feet (1.52m) for dogs who jump 12" (30.5cm) 8"(20.3cm) or 4" (10.2cm).

The height of A-frame must be set within 1" (2.5cm) of the required heights.

There must be no gap at the top of the A-frame. A wooden bar or a PVC pipe secured in position may be used to fill this area.

An A-frame with a rubberized surface is recommended. For this type of surface, slats are optional.

If alternating layers of sand and flat latex paint are used to provide traction, slats must be incorporated.

Slats are $\frac{3}{4}$ " (1.9 cm) to $1\frac{1}{2}$ " (3.2cm) wide, & $\frac{1}{4}$ " to $\frac{3}{8}$ " (0.6 to 1 cm) thick with well round-

ed edges. They extend within 1/4" (0.6 cm) of the panel sides. The centres of the slats are spaced at 12" to 15" (30.5 to 38.1 cm) intervals with a 2" (5.1 cm) tolerance; no slat is within 4" (10.2 cm) of the top of a contact zone.

The contact zones on the A-frame shall be 42 inches (106.7cm) and must offer an obvious contrast to the panel colour.

- (35-06-13) 2. **The Dog Walk** consists of a centre section and 2 ramp sections, the surfaces of which are made from wood or a wood-like substance.

All sections are 12" (30.5 cm) wide, and are 12 feet (3.66 m) long. Within a 2" (5.1 cm) tolerance, the top of the centre section is 48" (121.9 cm) above ground.

The top surface of the planks will be treated with the same non slip product as used on an A-frame.

Contact zones are designated on the lower 42" (106.7cm) of both ramps with a 1/4" (0.6cm) tolerance. The contact area must offer an obvious contrast to other sections but may be divided into two colour zones, 36" (91.4cm) and 42" (106.7cm) to accommodate equipment being used by different organizations. Tape is not to be used on contact zones.

Slats are optional.

- (36-06-13) 3. **The Teeter** consists of a plank or wood like substance supported near the centre by a base that acts as a fulcrum.

The base extends at least 2" (1.5 cm) past the sides of the plank so the dog can distinguish this plank from that of the dog walk.

The plank is 12" (30.5 cm) wide, and 12 feet (3.66 m) long. The plank is balanced so that it hits the ground in about 3 seconds when a 3 pound weight is placed 12" (30.5 cm) from the raised end.

The height of the Teeter at the pivot is 24" (61 cm) plus or minus 2" (5.1 cm).

The top surface of the plank will be treated with the same non slip product as used on the Dog Walk and an A-frame.

Contact zones, 42" long (106.7 cm) with a ¼" (0.6cm) tolerance will be designated on each end of the plank, and must offer an obvious contrast to the panel colour but may be divided into two colour zones, 36" (91.4cm) and 42" (106.7cm) to accommodate equipment being used by different organizations.

No slats are used on the teeter. Tape is not to be used on contact zones.

4. **The Pause Table** - the top of the table is a 36" (91.4 cm) square, plus or minus 2" (5.1 cm) & should be approximately 3" (7.6 cm) thick.

The surface shall be a non-slip product similar to the surface of an A-frame, Teeter or Dog Walk.

The height of the table within 1" (2.5 cm) is: 8" (30.5 cm) for dogs in the 4", 8" and 12" divisions and 16" (40.6 cm) for dogs in the 16", 20" and 24" divisions.

Tunnels

5. **The Open Tunnel** is a flexible tube of durable material capable of being formed into curved shapes. The 2 openings are round with a height and width of 24" (61 cm) plus or minus 2" (5.1cm). Its length is 10 feet (3.05 m) to 20 feet (6.1 m), and it is secured in position to prevent a dog from moving it.

- (75-06-16) 6. **The Closed Tunnel** consists of a rigid entrance section to which a chute is attached. The opening of the entrance section is 24" (61 cm) to 36" (91.4cm) long, and is either 24" (61 cm) in diameter or 24" (61 cm) in width and height, with a 2" (5.1 cm) tolerance. The bottom inside surface of this section has a non-slip surface. If the entrance section is cylindrical the non-slip surface must extend up the sidewalls to half the height of the barrel, or entrance section of the obstacle. The entrance section is either so heavy that dogs cannot move it when passing through the chute, or it is secured in position.

The major portion of the tunnel is formed by a chute, which is constructed from an opaque, lightweight, rugged, cloth-like, water-resistant material, such as rip-stop nylon or pack cloth.

It has only 2 openings, one of which is attached to the end of the entrance section, and one through which dogs exit the tunnel. The chute should flare out from the opening section over the full length of the tunnel to a diameter of 36" (91.4 cm) at the exit. The length of the fabric on the chute must be between 6 feet (1.83m) and 8 feet (2.40m), measured with the chute fabric attached to the barrel and the measurement should be taken from the bottom edge of the exit end of the barrel (with the fabric lying on the ground) to the exit end of the chute fabric.

Weave Poles

- (76-06-16) 7. **The Weave Poles** shall have a fixed base
(62-09-16) with a rigid upright, to support the pole, no greater than 4 inches high as measured from the ground to the top of the rigid support. The base shall be coated with a nonslip surface and may be no higher than 3/8-inch and no wider than 3½-inches.

If used for outdoor trials, it is highly recommended that the base be a light colour. It is recommended that the base supports (feet) be located within 4 inches of the pole on the opposite side of the dog's path (e.g. the first support on the left side of the pole number one, second support on the right side of pole number two, etc.). This recommendation will become a requirement as of January 1, 2019. It is recommended that the base supports shall be a minimum of six inches long. Weave pole base must be secured so as not to interfere with a dog's performance (i.e. weave poles not move from their location on the course or rock excessively).

The poles must be white and a nominal pipe size of ¾-inch PVC (1-inch approximate outside diameter) +/- 1/16-inch tolerance, 40 inches in height, and uniformly spaced at 24 inches (measured center to center using two of the rigid upright supports, with a +/- ½-inch tolerance in spacing). Stripes must be taped (well maintained, one layer), embedded colour (preferred), or painted with a contrasting colour to make the poles more visible. At a minimum, stripes must be placed at approximately 10 inches and 20 inches from the ground. The

white portions of the weave poles must fall between 50% and 85%.

Jumps

Flowers or shrubs may be used as part of any jumps but must not exceed the recommended size for a jump. Water or fire may never be used as part of any jump.

- (61-09-16) 8. **The Bar Jumps** consist of bars supported by bar supports mounted to uprights. The supports must be positioned so that the tops of the bars can be set within 1/4" (0.6cm) of the 6 different jump heights (4" (10.2cm), 8" (20.3cm), 12" (30.5cm), 16" (40.6cm), 20" (50.8cm) and 24" (61cm).

A One Bar jump may be used at any level however, any bar jump may also have two bars except at the Excellent or Master Excellent Level where at least one; One Bar jump is mandatory.

One piece metal jumps are highly discouraged and will not be allowed after January 1st, 2019.

The cylindrical bars must be 1" to 2" (3.2 to 4.4 cm) in diameter. Bars may be constructed from wood or plastic (PVC pipe), but must be of sufficient length so that the distance between the uprights is 4 to 5 feet (1.22 to 1.53 m). Bars that allow 4 1/2' (1.37m) or 5' (1.52m) spacing between the uprights are highly recommended. Bars must be striped for visibility.

The bars must sit on supports in such a way that they are easily displaced. These supports must not extend more than 1 1/2" (3.8cm) horizontally below the bar and must have no rough edges.

If the uprights which support the bars are wingless, the uprights must be at least 32" (81.3cm) high. However, for good visibility, a height of 42" (106.7cm) is recommended. Wingless uprights should have minimum width of 1" (2.5 cm). PVC or other such material is recommended for the uprights. Wingless jumps made from PVC may be free standing or joined with a base/ground bar. Winged jumps are preferred. The wings should be free standing (not joined with base/ground bars). The width

of the wings should be from 15 (38.1cm) to 30 inches (76.2cm) at the widest part.

9. **The Panel Jump** uses up to 6 cross-boards to give the illusion of a solid wall.

Specifications for the board supports and uprights are the same as for the Single Bar Jump. The cross-boards are of sufficient length so that the distance between the uprights is 4 to 5 feet (1.22 to 1.53 m) long, 3 to 4" (7.6 to 10.2 cm) wide, and no thicker than 1" (2.5cm). They are supported in such fashion so as to be easily displaceable, 1-1/2 to 1-3/4" (3.2 to 4.4 cm) below the top of the board.

For the Selected and Veterans Classes, the panels are to be set at 4" (10.2cm), 8" (20.3cm), 12" (30.5cm), 16" (40.6cm), and 20" (50.8cm).

- (39-06-13) 10. **The Double Bar Jump** consists of 2 parallel bars positioned at the jump heights specified for the Bar Jump. It may be built as a special jump or assembled from 2 Single Bar Jumps. In addition, 2 more bars are placed directly below each of the top bars, at about half the height of the top bar, these 2 lower bars shall be set in an ascending or in a crossed fashion. If the jump is taken in more than one direction, it must be set in a crossed fashion. All other specifications are the same as the Bar Jump.

Jump Height	Width of jump (bars must be evenly spaced)
8" (20.3 cm)	4" (10.2 cm)
12" (30.5 cm)	6" (15.2 cm)
16" (40.6 cm)	8" (20.3 cm)
20" (50.8 cm)	10" (25.4 cm)
24" (61 cm)	12" (30.5 cm)

For the Selected Classes, the double bar jump is set at 4 inches high and 4 inches wide for the 4-inch jump height class.

11. **The Ascending Spread Jump** consists of between 2 to 6 poles positioned parallel and set such that each pole is 4" (10.2 cm) higher than the previous one. The first pole shall be 4" (10.2 cm) from the ground, the second 8" (20.3 cm), the third 12" (30.5 cm), the fourth 16" (40.6 cm), the fifth 20" (50.8 cm) and the sixth 24" (61 cm). The highest pole shall

be at the dogs normal jump height. Bars shall be spaced evenly so that the final width of the jump equals the dog's normal jump height.

Jump Height	Bar heights
8" (20.3 cm)	4" (10.2 cm), 8" (20.3 cm)
12" (30.5 cm)	4" (10.2 cm), 8" (20.3 cm), 12" (30.5 cm)
16" (40.6 cm)	4" (10.2 cm), 8" (20.3 cm), 12" (30.5 cm), 16" (40.6 cm)

Jump Height	Bar heights
20" (50.8 cm)	4" (10.2 cm), 8" (20.3 cm), 12" (30.5 cm), 16" (40.6 cm), 20" (50.8 cm)
24" (61 cm)	4" (10.2 cm), 8" (20.3 cm), 12" (30.5 cm), 16" (40.6 cm), 20" (50.8 cm), 24" (61 cm)

For the Selected Classes, the ascending spread jump for the 4-inch jump height class is set with the first bar on the ground approximately 4 inches in front of the back bar, which should be placed at 4 inches high. For 4-inch jumping dogs, this jump will be set using two bars only. Dogs must clearly jump both bars for successful performance.

- The Triple Bar Jump** consists of a series of 3 ascending bars. The horizontal distance between adjacent bars is approximately one-half the jump height, while the vertical distance is one-quarter the jump height. The table below lists the heights of the tops of the bars and the width of the jump.

Tolerances on these values are 1/4" (0.64 cm) for the heights and 1/2" (1.27 cm) for the horizontal distances.

Jump Height	Bar heights
8" (20.3 cm)	4" (10.2 cm), 6" (15.2 cm), 8" (20.3 cm)
12" (30.5 cm)	6" (15.2 cm), 9" (22.9 cm), 12" (30.5 cm)
16" (40.6 cm)	8" (20.3 cm), 12" (30.5 cm), 16" (40.6 cm)
20" (50.8 cm)	10" (25.4 cm), 15" (38.1 cm), 20" (50.8cm)

Jump Height

24" (61 cm)

Bar heights12" (30.5 cm), 18" (45.7 cm),
24" (61 cm)**Width of jump**

8" (10.2 cm)

12" (15.2 cm)

16" (20.3 cm)

20" (25.4 cm)

24" (30.5 cm)

For the Selected Classes, the triple bar jump for the 4-inch jump height class is set with the first bar on the ground approximately 4 inches in front of the back bar, which should be placed at 4 inches high. For 4-inch jumping dogs, this jump will be set using two bars only. Dogs must clearly jump both bars for successful performance.

13. **The Tire Jump** The tire should be banded or striped with contrasting colours to improve visibility.

The tire must be a Break-Away tire consisting of a tire (or a circular object that resembles a tire) that separates when sufficient force is applied suspended from a rectangular frame. The tire is constructed of two 180 degree segments that are connected at the top to allow for independent movement of each segment. The tire must displace in response to 16-20 pounds of horizontal force with 18 pounds preferred. The setting will be confirmed by using a calibrated scale (in foot pounds) attached to a tire side mounting point. With one side secured to the frame, the opposite side is pulled using the scale until the segments pull apart. The inner diameter of the tire is 24 inches plus or minus an inch and the wall is approximately 4" (10 cm) thick.

There must be at least 8" (20.3 cm) between the outside of the tire and the sides of the frame, and the frame must be tall enough to accommodate the tire at the 5 different jump heights, as specified for the Single Bar Jump.

The tire jump must be secured to ensure that it does not tip, and that neither the frame nor the tire falls on the dog.

For the Selected Classes, the tire shall be set at 4 inches or as close as possible given the construction of the tire for the 4 inch jump height class.

- (40-06-13) 14. **Other jumps** are permitted. Their uprights and bar supports must conform to the specifications for Bar Jumps, as do the jump heights. The top cross-piece over which the dogs jump must have a top edge that is flat for 4 to 5 feet (1.22 to 1.53 m), be no thicker than 1-3/4" (4.4 cm), and it must be supported on the bar supports so as to be easily displaceable. At least one more cross-piece must be used, as specified for the Bar Jump.

Additional Jumps that may be used in International Class

Long jump/Broad Jump:

Two to five units comprise a long jump. The overall length is:

L: 48" (1.20m) to 60" (1.50m) (4 to 5 units)

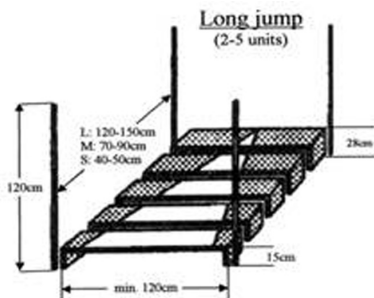
M: 27.5" (70cm) to 35.4" (90cm) (3 to 4 units)

S: 15.7" (40cm) to 19.7" (50cm) (2 units)

Width of the jump: 48" (122 cm) to a maximum of 60" (152 cm)

The units are placed in ascending order. The lowest unit at the front: the height: 5.9" (15cm). Height of the highest unit: 11" (28cm). Depth of each unit: 5.9" (15cm), rising in height.

Corner poles, with a minimum height of about 3.94ft (1.20m) should be placed at all four corners (not fixed to any of the units) The top of these poles should be covered to protect dog and handler.



Jump Height	Length in Inches	Number of 6" Sections	Number of 8" Sections
4"	6 - 8"	1	1
8"	16"	2	2
12"	24"	3	3
16"	32"	4	3
20"	40"	5	4
24"	48"	5	4

Wall Jump/Viaduct:

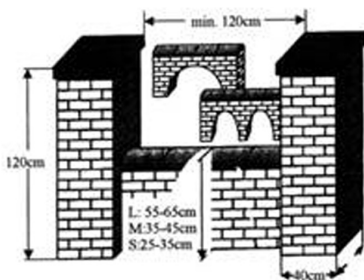
Height: L: 21.6" (55cm) to 25.6" (65cm)

M: 13.8" (35cm) to 17.7" (45cm) -

S: 9.84" (25cm) to 13.8" (35cm)

Minimum width: 5' (120cm) and approximately 7.88" (20cm) thick.

The panel can have 1 or 2 tunnel shaped openings. The wall should have displaceable units at the top. The shape of the units:



Wall / Viaduct

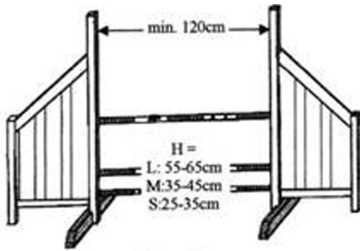
Ascending Double Spread Jump

Single Jumps: Height: L: 21.6" (55cm) to 25.6" (65cm).

M: 13.8" (35cm) to 17.7" (45cm).

S: 9.84" (25cm) to 13.8" (35cm).

Two single jumps but with poles only placed together to form a double spread jump. (The two bases are not joined.) The poles are placed in ascending order with a difference in height of 5.9" (15cm) to 9.84" (25cm).



The highest pole is placed at the back:

L: 21.6" (55cm) to 25.6" (65cm).

M: 13.8" (35cm) to 17.7" (45cm). -

S: 9.84" (25cm) to 13.8" (35cm)

The total depth must not exceed:

L: 21.6" (55cm) - M: 15.7" (40cm) -

S: 11.8" (30cm).

Diagram shows a single jump. Two of these put together as above make the Double Spread Jump.

Conversion of cm to inches and adjusting to available jump heights:






FCI Measurements in Centimeters	Exact Conversion to inches	Adjustment to Available sizes
15	5 29/32	6"
20	7 7/8	8"
25	9 27/32	10"
30	11 13/16	12"
35	13 25/32	14"
40	15 3/4	16"
45	17 23/32	18"
50	19 11/16	20"
55	21 21/32	22"
60	23 5/8	24"
65	25 19/32	26"
70	27 9/16	28"
90	35 7/16	36"
120	47 1/4	47" - 48"
150	59 1/6	59" - 60"

15. Electronic Timers



- (a) The Electronic Timer System must be capable of operating in bright sunlight as well as rain, snow, fog, or dust particles.
- (b) The electronic transmitter and receiver supports must be constructed so that they do not inhibit the handler or dog's path. The supports may not be taller than 42" (36" or less is recommended). The base that supports the transmitter and receiver may not be wider than a normal wing. The upright supporting the transmitter and receiver may not be wider than 3.5" and the support must be constructed so that the upright and the beam are no more than 4" from the obstacle. It is recommended that the material and color of the upright be similar to those materials normally used in the construction of agility equipment. The objective, as much as possible, is to avoid creating the impression of a spread jump.
- (c) The timers must have re-settable eyes in the event that an eye is tripped prematurely or accidentally, and in the event that a start or finish obstacle is to be used more than once on a course. The timers must have a manual override option allowing time to continue.
- (d) The timers must have the ability to be connected to an external display.
- (e) The timers must be capable of recording individual times to the nearest 100th of a second. The dog's time is to be recorded on the scribe sheet from the console unit.
- (f) The width of the interface of the beam is to be expandable to accommodate 4 to 5 foot jump bars and open tunnels.
- (g) Clubs utilizing electronic timers must have the timer in the ring as is stated in Equipment Specifications for Electronic Timers. The club must be prepared to use manual hand timing as a back up if the electronic timers are not functioning correctly or cease functioning.

APPENDIX B – SIGNALS & SCRIBE NOTATIONS

APPENDIX B – SIGNALS & SCRIBE NOTATIONS

SIGNAL	SCRIBE SHEET NOTATION
	<p>“F” = Failure to Perform</p>
	<p>“R” = Refusal</p>
	<p>“W” = Wrong Course</p>
	<p>“T ” = Table Fault</p>
	<p>“E” = Excused</p>

APPENDIX C – SIGNALS & SCRIBE NOTATIONS FOR STEEPLECHASE

SIGNAL	SCRIBE SHEET NOTATION
	<p>“F” = Wrong Course, which is a failure in Steeplechase</p>
	<p>“5 ” = Missed contact or dropped bar</p>



The background of the page features a repeating pattern of the Canadian Kennel Club logo and stylized maple leaves. The logo is circular and contains a shield with a dog's head, a banner with the text 'INCORPORATED', and the text 'FOUNDED 1888 FONDE'.

THE CANADIAN KENNEL CLUB

200 Ronson Drive, Suite 400
Etobicoke, Ontario
M9W 5Z9

Telephone (416) 675-5511

Fax (416) 675-6506

E:mail: information@ckc.ca

Web Site: www.ckc.ca