

FETCH RULES & REGULATIONS

Effective July 1, 2026



CANADIAN KENNEL CLUB®

CLUB CANIN CANADIEN^{MD}

PURPOSE

Fetch provides a form of exercise for dogs and their owners. Dogs learn new skills and many handlers will learn to teach a skill (i.e., retrieving) they have not previously taught. Fetch titles are fun to earn.

TABLE OF CONTENTS

1	INTERPRETATIONS	
1.1	Definitions	1
2	WHAT IS FETCH.....	3
3	CHECKLIST FOR PLANNING FETCH.....	4
4	GENERAL RULES & REGULATIONS	
4.1	Eligibility.....	5
4.2	Adverse Weather Conditions	5
4.3	Making Application	5
4.4	CKC Publication.....	7
4.5	Advertising.....	7
4.6	Handlers and Dogs with Disabilities	7
4.7	Officials.....	8
4.8	Fetch Test Secretary.....	8
4.9	Fetch Test Chair	8
4.10	Fetch Test Committee.....	9
4.11	Helper.....	9
5	JUDGES	
5.1	Application for Approval of Selected Judges.....	10
5.2	Judge's Eligibility.....	11
5.3	Contract Between a Club and a Judge.....	12
5.4	Judges Entering or Handling Dogs	12
5.5	Indignities to a Judge	12
5.6	Judges Conduct.....	13
5.7	Judging Limits.....	13
5.8	Substitute Judge	13
6	PREMIUM LIST	
6.1	Premium List	13
7	RIBBONS, PRIZES & CERTIFICATES	
7.1	Ribbons.....	15
7.2	Titles, Certificates	16

8	ENTRIES & END OF TEST	
8.1	Entry Requirements.....	17
8.2	Entry Forms.....	17
8.3	Entry Fees	18
8.4	Acceptance of Entries	19
8.5	Record of All Dogs Tested.....	19
8.6	Move-ups	20
8.7	End of Test.....	20
8.8	Disqualification & Reinstatement	21
8.9	Excusals	22
8.10	Reinstatement.....	22
8.11	Bitches in Season.....	23
8.13	Health.....	23
9	UNSPORTSMANLIKE CONDUCT	24
10	STANDARDS FOR FETCH TEST	
10.1	Handlers	25
10.2	Collars Harnesses, Leads & Gear	26
10.3	Locations	27
10.4	Size of test Area.....	27
10.5	Course Design.....	28
10.6	Start Line.....	28
10.7	Starting Position	28
10.8	Soiling the Test Area	29
10.9	Fencing	29
10.10	Flooring	29
10.11	Spectator Area	29
11	TEST	
11.1	Test Area	29
11.2	Format	30
11.3	Leaves Test Area	30
11.4	Test Equipment.....	30
11.5	Retrieve	33
11.6	Rewards, Reinforcers	33
11.7	Throwing the Ball/Bumper	34
11.8	Sending Dog	34
11.9	Signals.....	34
11.10	Repeat Throws.....	34
11.11	Restart	35
11.12	Dead Ball	35
11.13	Backing Up	35
11.14	Food Rewards	36
11.15	Dog Not Working	36
11.16	Practice Runs	37

12	FETCH TEST	
12.1	Novice (FTN)	37
12.2	Intermediate (FTI)	39
12.3	Advanced (FTA).....	40
12.4	Retriever (FTR)	41
13	FETCH TEST SUMMARY CHART	43

1 INTERPRETATIONS

1.1 Definitions

1.1.1 For the purposes of these rules and regulations the following interpretations shall apply:

“Board” means the Board of Directors of The Canadian Kennel Club

“breed” includes a breed that is accepted by a CKC recognized foreign stud book or by an association incorporated under the Animal Pedigree Act other than the CKC

“CKC” means The Canadian Kennel Club

“Club” means The Canadian Kennel Club

“club” means a club or association officially recognized by The Canadian Kennel Club

“complainant” means any person who has laid a charge or complaint against another person, partnership, company or organization relative to contravention of these rules, regulations, procedures and policies of The Canadian Kennel Club

“debar” means to prohibit a person from participating in any competition or other activities directed, sanctioned, sponsored or authorized by The Canadian Kennel Club if held under its auspices or under any of its rules or regulations

“defendant” means any person, partnership, company or organization against whom a charge or complaint has been laid, relative to contravention of these rules, regulations, procedures and policies of The Canadian Kennel Club

“deprive of privileges” means to deprive a non-member of all privileges accorded to non-members of The Canadian Kennel Club, including the use of the Head Office

“dog” means a purebred dog of either sex

“exhibitor” means the owner or handler who enters a dog at a test

“expel” means to terminate membership in The Canadian Kennel Club and depriving the person so expelled from all privileges of The Canadian Kennel Club

“good standing” means an individual who is not under suspension, deprivation, debarment or who has not forfeited his rights to participate in any Canadian Kennel Club events.

“handler” means the person handling the dog in competition

“Head Office” means the office at which the business of The Canadian Kennel Club is carried out on a regular ongoing basis

“immediate family” means spouse, father, mother, son, daughter, brother, sister, grandparents and significant other

“just cause” means how a reasonable person without personal bias or prejudice would act

“listed breed” means a breed that is included in the Miscellaneous List and that is authorized to participate in CKC events in accordance with the rules and regulations governing those events

“owner” means the owner or owners as stated on the registration certificate of the dog

“recognized breed” means a breed that The Canadian Kennel Club is authorized to register in accordance with the Animal Pedigree Act

“suspend” means to deprive a member, for the period ordered, of all the privileges of The Canadian Kennel Club

“Temporary Competition Number”(TCN) means a number issued by the CKC that allows a dog to participate in CKC events.

This rule book shall be read with all applicable changes in gender so that the masculine shall include the feminine and vice versa and the singular shall include the plural if applicable.

2 WHAT IS FETCH?

When dog owners are asked about activities they like to do with their dogs, the most common responses are to take their dog for a walk, and to play ball (fetch) with the dog.

Earning Fetch titles provides opportunities for both physical and mental exercise. While some dogs are natural retrievers, Fetch, especially at the advanced levels, will involve teaching new skills such as retrieving.

Fetch is designed for all breeds.

Fetch is a pass-fail non-competitive test. The four levels of titles (Novice, Intermediate, Advanced and Retriever) assess the ability of the dog to retrieve. In the Advanced and Retriever levels, the dog must respond correctly to signals. There is also a memory component in Advanced and Retriever because a retrieving bumper or ball is dropped (or thrown) behind a blind where it cannot be seen.

For each of the four titles, the dog must pass the test twice under two different approved Fetch judges.

Fetch is administered by CKC recognized Clubs. The Fetch test may be held in conjunction with a CKC event such as a show or trial or as a stand-alone event.

3 CHECKLIST FOR PLANNING FETCH

The general steps for planning a Fetch test are:

- Identify a judge. All must have completed the required training modules passed the Fetch online test and been approved by the CKC, in the American Kennel Club Canine College.
- Assemble Fetch materials for the courses (boxes, distractions/obstacles, blinds, etc.) (Club or judge assembles these).
- Decide on a place, time, and number of dogs.
- Submit an Event Application. This is done by the club or event secretary.
- Submit a Judging Panel Application. This is done by the club or event secretary.
- Prepare a premium list.
- Ensure that the forms are ordered or downloaded. Download forms for dogs to be tested. This may be done by the club or judge.

4 GENERAL RULES & REGULATIONS

4.1 Eligibility

- 4.1.1 Clubs
Only CKC recognized clubs in good standing with the CKC are eligible to apply to hold Fetch tests.
- 4.1.2 A specialty club holding a specialty show under CKC rules may apply for and be granted permission to hold an approved specialty Fetch test under these regulations in conjunction with its specialty championship show. The test may be confined to the breeds or breeds eligible for entry in its specialty show.
- 4.1.3 All-Breed Fetch tests are open to mixed breeds and unrecognized breeds. This option is not available for single-breed or group tests.

4.2 Adverse Weather Conditions

- 4.2.1 During adverse and/or severe weather conditions, it is at the discretion of the event-giving club to cancel, curtail and/or postpone the judging of the event if the weather is severe enough to cause injury to the exhibitor and their dog. No penalty shall be imposed by The Canadian Kennel Club if such condition has caused the cancellation or postponement of the event.

4.3 Making Application

- 4.3.1 A club wishing to hold a Fetch Test must make application on a form provided by the CKC. The Event Date Application must be submitted so as to be received not less than 180 days prior to the date of the proposed test. The application must clearly state the number of tests being applied for, the dates of the proposed tests, and the location where the tests are to be held. The CKC will notify the club whether or not the application has been approved.
- 4.3.2 The Event Secretary must be a regular member in good standing with the CKC.
- 4.3.3 The CKC shall have the authority to grant or withhold approval of an application for test dates. In the event approval is withheld, the test-giving club shall have no claim against the CKC.
-

-
- 4.3.4 There are no restrictions pertaining to mileage conflicts with other events. This means that two clubs that are close by may hold a Fetch test on the same day.
 - 4.3.5 There are no restrictions pertaining to date conflicts with other events. (This means that more than one club may hold a Fetch Test on the same day).
 - 4.3.6 There may be concurrent Fetch tests, meaning that more than one test may be held at the same time.
 - 4.3.7 Each CKC test has its own event number, and an Event Application is submitted for each test. A test must start and be completed within one day. There can be no more than two (each with its own event number) held by the same club/judge on the same day. Example: a club/host may have on the same day Event #001 and Event #002. A club/judge may put a limit on the number of dogs that will be accepted in their test. Any club may not hold more than 12 per year.
 - 4.3.8 Clubs can offer one or more levels per event number. A dog can only enter one testing level per event. An event is defined by the event number.
 - 4.3.9 Titles must be earned in order. (Example: a dog may not skip Novice and Intermediate and start with Advanced).
 - 4.3.10 Dogs may move up (see Move-ups) after they have earned a lower-level title if the next higher class has its own event number. This means there must be two passes under two different judges and two different numbers before the dog moves to the next higher-level testing. If a dog incorrectly earns legs at a higher level prior to earning two passes at the lower-level title, or if both titles were earned under the same event number, the higher-level title will not count. Dogs who pass two tests at a given level may move-up (see Move-ups) to the next higher-level class at a future event before receiving their certificate from CKC.
 - 4.3.11 There will be one judge per test. The judge will judge the dogs and score the Checklist. The number of helpers per test will be determined by the club/host. For most tests, in addition to the judge, a minimum of two (2) helpers would be needed. One would handle sign-ins, and the other one would assist with the course set up and dropping the bumpers for Advanced and Retriever.
-

-
- 4.3.12 When, due to circumstances beyond its control, a club finds it necessary or advisable to change the date of its test, the date may be changed subject to the approval of the CKC.
 - 4.3.13 The use of a club's name for Fetch Test purposes cannot be transferred.
 - 4.3.14 There can be no more than two events (each with its own event number) held by the same club on the same day.

4.4 CKC Publication

- 4.4.1 All clubs holding Fetch Tests are required to have available copies of the latest edition of these Fetch Tests Rules and Regulations.

4.5 Advertising

- 4.5.1 A club that has not been granted priority dates must not advertise or publish the date of any event that has not been approved by the CKC.
- 4.5.2 A club that has been granted priority dates for its event may advertise those dates prior to submitting the Event Date Application. This does not exempt the club from submitting the required application to the CKC within the prescribed time frame.
- 4.5.3 A club must not advertise the names of the judges until the club has received official notification from the CKC that the judges have been approved.

4.6 Handlers and Dogs with Disabilities

- 4.6.1 Handlers: Accommodations should be made for handlers with disabilities in Fetch.

Examples include allowing a wheelchair or permitting someone with visual disabilities to have someone guide them to the start line and describe the location of the distractions and/or blinds.

- 4.6.2 Dogs: Dogs with disabilities may participate in Fetch.
Some examples include hearing impairments (in which case the dog may be directed by hand signals), or dogs with a missing limb.

4.7 Officials

- 4.7.1 Only those persons in good standing with the CKC may act in any official capacity at tests.
- 4.7.2 A test-giving club must appoint a Fetch Test Committee and this committee shall exercise all the authority vested in an event committee. This committee shall have a minimum of five (5) people and shall include the Test Secretary, the Test Chairperson, and three (3) other individuals.
- 4.7.3 The names of the Fetch Test Committee shall appear on the club's premium list. The duties and responsibilities of these officers are as detailed in this section.

4.8 Fetch Test Secretary

- 4.8.1 The duties and responsibilities of the Fetch Test Secretary shall include the following:
- (a) Applies to the CKC for permission to hold an approved Fetched Test on a form prescribed by the CKC.
 - (b) Applies to the CKC for approval of selected judge(s).
 - (c) Prepares and mails or posts premium lists and entry forms after receiving official approval of the dates and judge(s).
 - (d) Provides the Fetch Test Chair with a list of dogs entered.
 - (g) Ensures that all placement awards are on hand.
 - (h) The Secretary handles entries and related issues during the event.
 - (I) The Secretary and Chair may not be the same person

4.9 Fetch Test Chair

- 4.9.1 The duties and responsibilities of the Fetch Test Chair shall include the following:
- (a) Must be a member of the Fetch Test Committee.
 - (b) Secures the grounds for the meet.
 - (c) May dismiss from the grounds for the day any dog and/or owner for just cause. A written report outlining the reasons for dismissal must be filed with the CKC within 14 days of the test.

(d) May dismiss any handler exhibiting unsportsmanlike conduct or conduct prejudicial to the best interests of the test. A written report outlining the reasons for dismissal must be filed with the CKC within 14 days of the test.

4.9.2 A dog that bites or attempts to bite another dog or a person may be removed from the event grounds or premises for the duration of the event by the Fetch Test Chair.

4.9.3 Where a person who has control or custody of a dog at a CKC event causes that dog to suffer serious injury or death through negligence or willful misconduct, the Fetch Test Chair shall file a report to the CKC for possible submission to the Discipline Committee.

4.10 Fetch Test Committee

4.10.1 Subject to the rules of the CKC the decision of the Fetch Test Committee shall be final, conclusive and binding on all parties in all matters except in the case of the judge(s) decisions occurring on the day of the test.

4.10.2 The Test Committee is a group organized by the Chairperson of the event. The Chair appoints the Test Committee to:

- address any misconduct complaints.
- meet and decide if a hearing is warranted.

4.11 Helper

4.11.1 In most cases, in Novice and Intermediate, a handler will throw their dog's ball, bumper, or toy.

4.11.2 If necessary, a handler may have a helper throw the ball or bumper. The helper may serve as a thrower only. Helpers may not give tips or guidance to the handler. The helper may also not talk to or send the dog.

4.11.3 For Advanced and Retriever, a helper associated with the event (club, etc.) will be dropping the bumper behind the blinds. A handler may choose to throw their bumper/ball in Advanced and Retriever.

Helpful Tip

Many dog toys and training items such as bumpers are red or orange. This could be because these colors appeal to the humans who purchase them.

As an exercise, go to www.google.com and type in “What colors do dogs see best?” You’ll learn that the vision of dogs is different than that of humans, and dogs tend to gravitate toward blue and yellow.

Many field trainers use white bumpers.

Bumpers are also available in small sizes for smaller dogs.

We suggest doing a preference test at home to determine if your dog has any color preferences for retrieving objects



5 JUDGES

5.1 Application for Approval of Selected Judges

- 5.1.1 After a club has been granted permission by the CKC to hold a Fetch Test, the club must submit a Judging Panel Application. The application must be submitted so as to be received not less than 120 days prior to the date of the test. The application must set forth the names and addresses of the persons selected to judge, as well as the stake(s) assigned to each judge. The Judging Panel Application may be submitted at the same time as the Event Date Application.
-

-
- 5.1.2 When the Judging Panel Application reaches the CKC less than 120 days prior to the test, an administrative fee as set by the Board will be assessed against the club.
 - 5.1.3 If the CKC is not prepared to approve the entire assignment for which a person has been selected, or approve of a person selected to judge, the club must, within two (2) weeks of notification, submit to the CKC the name or names of the alternate persons to judge the assignment in question.
 - 5.1.4 If the Judging Panel Application referred to in this section does not reach the CKC by the deadline specified, the club may pay an administrative fee as set by the Board.

5.2 Judge's Eligibility

The judges for Fetch are CKC licensed judges of any type with the exception of CGN Evaluators. To become Fetch judges, individuals must complete the Fetch online training and pass the online test and must complete the required application to become a judge. The application and documentation indicating that the applicant completed and successfully passed the online training at AKC Canine College must be submitted to the CKC for approval.

Helpers: The assistants in the Fetch test are referred to as "helpers." The helpers are selected by the judge or club. Helpers should be trained by the judge on how to set up the course and any other required roles (e.g., retrieve out-of-course balls, drop the bumpers, etc.)

- 5.2.1 Responsibilities of judges include working with the club to plan the test, approving the layout of the course, directing the helpers re: the placement of blinds and obstacles.

The club or judge will determine who will provide the materials for the test and course (paperwork, course obstacles, blinds, etc.) At the test, the judge must also complete the "Record of All Dogs Tested," a short form for his or her own records that lists the owner and dog name and breed and whether or not the test was passed.

- 5.2.2 There will be one judge per test.
 - 5.2.3 The judge will judge the dogs and score the checklist.
 - 5.2.4 The decision of the judge(s) in scoring is final.
-

-
- 5.2.5 The Fetch judge may not be on the Test Committee.

5.3 Contract Between a Club and a Judge

- 5.3.1 A verbal or written approach to a judge regarding a specific event must be confirmed in writing by the test-giving club within 45 days of the inquiry or the assignment will be considered null and void and the judge is thereafter free to accept other assignments. In such circumstances, a judge who accepts another assignment must inform the test-giving club.

- 5.3.2 After receipt of confirmation that the judge's services are required, a judge must confirm in writing within 45 days acceptance of the assignment. If the club does not receive confirmation within 45 days, the agreement will be considered null and void and the club is free to seek the services of another judge. A letter to this effect must be sent to the judge.

- 5.3.3 The Canadian Kennel Club will consider a signed document by the club, for the engagement of a judge to officiate at future events, as a legal and authorized engagement. Any attempts to break such a contract by the club without reasonable and just cause could lead to immediate cancellation of future events until such dispute is settled. The Canadian Kennel Club will not enter into any disputes over fees and/or payments.

5.4 Judges Entering or Handling Dogs

- 5.4.1 At Fetch tests, judges are allowed to exhibit dogs they own, co-own and dogs owned by other people.

- 5.4.2 A judge officiating at a test may enter or handle any dog at that same venue on the days that they are not judging.

Immediate family members of test judges are allowed to exhibit at tests at which the family member is officiating, but may not exhibit under the family member.

5.5 Indignities to a Judge

- 5.5.1 A judge officiating at a test held under these rules shall not be subjected to indignities of any kind during the progress of the test. It shall be the duty and obligation of the club holding the test to see that this rule is effectively carried out.

5.6 Judges Conduct

- 5.6.1 A Judges in the Fetch test must be professional at all times. This applies to demeanor, and the manner in which information is communicated to handlers.

5.7 Judging Limits

- 5.7.1 There are no judging limits regarding the number of dogs that may be judged at a Fetch test, however, the test must start and be completed within one (1) day. A club/judge may put a limit on the number of dogs that will be accepted in their test. Tests must be done in daylight hours unless the test is held indoors.
- 5.7.2 A judge may not judge more than 12 tests per year.

5.8 Substitute Judge

- 5.8.1 Where a test-giving club is notified before the day of the test that an advertised judge will be unable to fulfill his assignment, attempts must be made to secure CKC approval for a replacement judge.
- 5.8.2 Any person in good standing with the CKC may be used as a substitute judge in an emergency.
- 5.8.3 If there is an emergency need for a judge and there is an approved CKC Fetch Judge on the Test committee, the committee member can resign from the committee and judge. The club should appoint someone else to be on the committee.

The change in judge must be reported to Canuck Dogs immediately and must be reported to the CKC office with the results.

6 PREMIUM LIST

6.1 Premium List

- 6.1.1 A standard premium list must be published by all clubs holding Fetch Test under these rules. Once a club or association which has been granted permission to hold a test has received approval of
-

its selected judges, it must prepare and distribute a premium list with entry forms to be made available to prospective exhibitors.

- 6.1.2 At the time of distribution of premium lists to prospective exhibitors, the club shall forward one copy of the premium list and approved entry form to the CKC Shows and Trials Division, to each officiating judge, and to the local CKC Board Member residing in the zone in which the test is to be held.
- 6.1.3 Premium lists and entry forms shall be of such size, in such form, and contain such information as prescribed by the CKC. The following information must be listed on the cover (or first inside page excluding the inside cover) of the premium list:
- (a) The words “Official Premium List”;
 - (b) The name of the club or association holding the event;
 - (c) Type of event being held;
 - (d) Dates of the event;
 - (e) Date and closing time for entries (if post entries will be accepted, a statement to this effect must be included).
- 6.1.4 The following information must appear in a premium list:
- (a) The statement “These events are held under the rules of The Canadian Kennel Club”;
 - (b) The exact location of the event (a map showing the location may be included);
 - (c) A list of the tests which will be offered;
 - (d) A statement as to the running order;
 - (e) The amount of the entry fee for each stake, and the fee for TCN dogs;
 - (f) A list of the club officers which include the president, vice-president, secretary and treasurer;
 - (g) A list of the Fetch Test Committee with the email address and phone number of the Fetch Test Secretary;
 - (h) The address and phone number of where entries are to be sent (if different from the Fetch Test Secretary);
 - (i) A complete list of the judges and their email addresses;

-
- (j) A complete list of each judge's assignment broken down for each day;
 - (k) A list of awards and/or prizes, if offered;
 - (l) At least one copy of the entry form with the official logo of the CKC;
 - (m) The name of the Executive Director of the CKC and the address of the Head Office;
 - (n) The name of the local CKC Board Member;
 - (o) The premium list should state whether there is a limit to the number of dogs;
 - (p) The premium list should state whether the test is restricted to a particular breed (such as in the case of a Specialty show)
 - (q) The premium list should state the type of fencing there is if any;
 - (r) The following statement must be included in every premium list:

“It shall be the duty and obligation of the test-giving club to see that a judge, club official, volunteer or any participant at an event held under these rules is not subject to indignities of any kind. The Test Committee Chair shall promptly report to the CKC any infringement of this regulation, and the CKC shall have the authority to take such action as it deems fit on receipt of a report indicating that this has occurred.”

- 6.1.5 Clubs are free to include other rules and information as they deem necessary. However, if other rules are included, they become part of the premium list and will be enforced.
- 6.1.7 Clubs/organizers are advised to state in their premium lists that dogs must wear a collar

7 RIBBONS, PRIZES & CERTIFICATES

7.1 Ribbons

- 7.1.1 A club, holding Fetch test shall offer qualifying ribbons.

-
- 7.1.2 A ribbon shall be awarded to a dog who passes the test. Each flat ribbon shall be at least two inches wide and eight inches long and primarily green in color and shall bear on its face a facsimile of the seal of the Canadian Kennel Club, and the word “Qualified.” The words “Fetch” must be used on the ribbon. The level (Novice, etc.) must be on the ribbon or on a sticker or card on the back of the ribbon. The club/judge may choose to include the club logo on the ribbon.

7.2 Titles, Certificates

Title certificates are sent to the dog owner by CKC.

- 7.2.1 The Fetch titles are designated by the suffixes FTN (Novice), FTI (Intermediate), FTA (Advanced), and FTR (Retriever).
- 7.2.2 The dog must pass each test level two (2) times at two (2) separate events (two (2) separate event numbers) under two (2) different judges to earn a title.
- 7.2.3 Fetch titles must be earned in order. This means a dog cannot start testing at the Advanced or Retriever level without having passed Novice and Intermediate. Any dog regardless of experience must start at Novice and earn the Novice title before progressing to the next level, and so on.
- 7.2.4 Test passes will only count towards the current title the dog is working on achieving. If a test pass from a higher level is earned without having earned the previous level title, the pass will not count.

How Passes Are Counted

- If the Novice test was only passed one time, and the handler went into the Intermediate test and passed, because Novice had not been passed twice, the Intermediate leg (if passed) would not count.
- Events #001 and #002 were offering all four (4) levels of Fetch testing on the same day. There were two (2) different judges. If the dog had two passes in Intermediate at Event #001 and Event #002, the dog could not be moved up to Advanced under the same event numbers. Dogs must pass twice under two different judges at two separate events (two separate event numbers).

8 ENTRIES & END OF TEST

8.1.1 Entry Requirements

Every dog entered in a Fetch Test must be one of the following:

- (a) Registered with the CKC
- (b) Have an Event Registration Number (ERN)
- (c) Have a Performance Event Number (PEN)
- (d) Eligible for registration with the CKC, or
- (e) Have a Miscellaneous Certification Number (MCN) if it belongs to a CKC listed breed
- (f) Have a Temporary Competition Number (TCN)

8.1.2 Dogs

Dogs who are at least six (6) months of age are eligible to take the Fetch test as long as they are registered or enrolled with CKC and have an ERN, MCN, CCN, TCN or PEN.

8.1.3 The entry of a dog with a Temporary Competition Number (TCN) at a Fetch Test held under these rules must be accompanied by the appropriate TCN fees. All TCN and recording fees must be remitted to the CKC by the club or association holding the test, within 14 days following the completion of the test.

8.1.4 A dog that is eligible for a Performance Event Number (PEN) or Canine Companion Number (CCN) cannot be entered as a TCN dog.

8.1.5 The CKC has the right to require the owner of a dog with a Temporary Competition Number (TCN) to provide proof of the dog's eligibility for registration in the CKC. If it is found that the dog is not eligible, the CKC shall have the right to cancel all wins.

8.1.6 Entry fees shall be fixed by the test -giving club and will not be refunded in such cases where dogs are excused or disqualified.

8.2 Entry Forms

8.2.1 All entries must be made on an official CKC entry form, or facsimile thereof, and must show all

particulars as set forth in these rules. The Test Secretary shall supply entry forms. Any dog proven not to correspond with its entry form shall be disqualified, and all winnings and entry money shall be forfeited. Should the act of fraudulent entry be proven, the owner and/or handler shall be referred to the Discipline Committee of the CKC who shall take such action as it sees fit.

8.2.2 The following must appear on every entry form:

- (a) Name of breed
- (b) Registered Name of dog
- (c) Canadian Kennel Club registration number, Event Registration Number (ERN), Performance Event Number (PEN), Miscellaneous Certification Number (MCN), Canine Companion Number (CCN) or Temporary Competition Number (TCN)
- (d) Name of breeder
- (e) Place and date of birth and sex
- (f) Name of sire
- (g) Name of dam
- (h) Full name and postal address of the owner of the dog
- (i) Name of the handler if the dog is not to be handled by the owner
- (j) E-mail address (if any)

8.2.3 If the dog is being held under lease the name of the lessor shall be given. Every entry form must be signed by the owner or handler of the dog entered in competition

8.2.4 A test-giving club must reject an incomplete entry form and promptly return it to whoever submitted it, be it the owner, lessee or authorized agent.

8.2.5 A club may refuse to accept entries for just cause, however reasons for such refusal must be filed with the CKC.

8.3 Entry Fees

8.3.1 A club may not accept an entry fee other than that which is published in the premium list or entry form or in any way discriminate between entrants.

-
- 8.3.2 The entry of a dog at a test held under these rules must be accompanied by the entry fee.
- 8.3.3 Tendering of a dishonoured cheque or credit card in payment of entry fees shall be considered non-payment of entry fees, and is an offence punishable by disciplinary action and cancellation of awards.
- 8.3.4 Non-compliance with this section of these rules shall be considered an offence punishable by disciplinary action and cancellation of awards.
- 8.3.5 Fees for entering the test will be determined by the club. The two passing Checklists will be sent to the CKC within 14 days of the test.

8.4 Acceptance of Entries

- 8.4.1 The test secretary will accept entries from the date the Premium List is released until the official closing date. No entries can be accepted after the official closing date. Placement in the test will be determined by a random draw. Only one entry per event for each dog entered will be accepted by the test secretary. The secretary shall open all entries as they are received. The Secretary will notify each entrant that their entry has been received within two (2) days of receiving the entry.
- 8.4.2 Judge: The judge or club decide who will download the Fetch test forms for the test from the CKC Website. The forms needed for testing include:

- 1) Fetch Judge Checklist for each participant,
- 2) Record of all Dogs Tested - At the test, the judge must also complete the "Record of All Dogs Tested." This is a short form for the judge's records that lists the owner and dog name and whether or not the test was passed. Test Summary Form to be completed by the judge.

Judges must have the Checklists at the test in order to judge.

8.5 Record of All Dogs Tested

- 8.5.1 The Record of All Dogs Tested is a one-page form that the judge must keep for one (1) year. It is filled out after all dogs are tested and it lists owner names, dog call names and breed, and whether the dog passed.

-
- 8.5.2 The judge may fill out the form as each dog is tested, or
The judge may record the Pass/yes-no on scratch paper and transfer the results to the form after all dogs are tested.

8.6 Move-ups

- 8.6.1 Move-ups will be permitted in Fetch Tests. If a dog has passed both of the required Fetch tests (e.g., passed Novice Fetch twice), it may be moved up to the testing for the next higher-level title at the next event (as defined by a different event number) before receiving the title certificate from CKC. Under one (1) event number, a dog may only enter one time.
- 8.6.2 The handler must request that the dog be moved up by the club at least 30-minutes before the starting time of the test.

Move-ups are handled by the Fetch Test Secretary.

- 8.6.3 A move-up form must be submitted to the CKC Fetch Test Secretary.

8.7 End of Test

- 8.7.1 The Fetch Test Secretary of the club or association holding a test under these rules must forward to the CKC the following material so as to be received not more than 14 days after the last day of the test (if received after 14 days late fees as set by the Board will be applied):
- (a) All entry forms.
 - (b) All judges' books and record sheets.
 - (c) Any other information that may be required by the CKC.
 - (d) Fetch Judge Checklist for each participant,
Record of all Dogs Tested - At the test, the judge must also complete the "Record of All Dogs Tested." This is a short form for the judge's records that lists the owner and dog name and whether or not the test was passed. Test Summary Form to be completed by the judge.
 - (i) Move up forms
 - (ii) Recording Fees
 - (iii) Test Summary Form
-

-
- (e) The signed Statement of Event Fees form to the total number of dogs entered at the test and the total number of TCN dogs entered at the test.
 - (f) A remittance which shall include all TCN fees for the entries of non-registered dogs and a recording fee for every dog entered at the test.

8.7.2 If a club does not provide a catalogue, a type written list must be substituted which includes the following information: breed, name of dog, registration number (if given) or ERN, name and address of owner, name of sire, name of dam, date of birth, name of breeder, and the scores earned by the dog.

8.7.3 Non-compliance with the provisions of this section will result in an automatic administrative fee as set by the Board.

8.7.4 The CKC may require a test-giving club to provide a report on any matter or matters connected with its test. This report must reach the CKC within 14 days of the request.

8.7.5 The test-giving club is responsible for the collection of all TCN fees and recording fees.

8.7.6 In the event the CKC determines that the remittance fails to completely cover the fees set forth above, an administrative fee may be assessed against the club as set by the Board.

8.8 Disqualification & Reinstatement

8.8.1 Any dog disqualified for biting or viciousness shall automatically be disqualified from entering in any other event in any other discipline until such time as the dog is officially reinstated.

8.8.2 A dog that bites or attempts to bite another dog or a person may be removed from the event grounds during the duration of the event by the Chair of the Fetch Test Committee

8.8.3 At his discretion, a judge shall have the authority to permanently disqualify a dog which bites the judge or another person in the field. Dogs disqualified under this provision will not be eligible for reinstatement. The decision to permanently disqualify a dog must be clearly indicated on the Judge's Disqualification Form.

-
- 8.8.4 At his discretion, a judge shall have the authority to excuse or disqualify a dog which menaces, threatens, attempts to bite or bites the judge, another person, or another dog in the field. When a dog is twice excused on this account, it shall have the status of a disqualified dog.
- 8.8.5 Once a dog has been disqualified for any reason at a Fetch Test, it may not be entered in another test until the dog has been reinstated by the CKC. All awards earned by a dog in violation of this section will be cancelled by the CKC and the owner of the dog is subject to disciplinary action. A dog disqualified under section 8.8.3 is not eligible for reinstatement.
- 8.8.6 The disqualified dog may not again compete at any CKC event nor be on the grounds of an CKC event unless and until, following application for reinstatement by the owner to the CKC, the owner receives official notification in writing from the CKC that the dog's eligibility has been reinstated. Any dog that is disqualified by a judge will not qualify (pass) the Fetch test.

8.9 Excusals

- 8.9.1 If a dog shows signs of aggression, it is Disqualified. An excusal is used in situations such as when the handler requests to be excused because the handler is not feeling well, does not want to proceed with the test, etc. Other examples include a dog that may also be excused by the judge for being out of control (e.g., running around the course), urinating or defecating on the course, being so fearful it will not work, or simply not being trained to perform the test items.
- 8.9.2 Dogs may be excused from the Fetch test or test area by a judge for excessively delaying during the test, being found unfit to compete, interference with the test in progress by the owner or handler, or not being present when called to be tested. Dogs must be given five (5) minutes grace time to arrive at the test area when called. When a dog is excused during a Fetch test, the excusal must be recorded on the Test Summary Form.

8.10 Reinstatement

- (a) The owner of a dog which has been disqualified at an event held under these rules may, after 30 days from the date of said disqualification,

apply in writing to the CKC for reinstatement of the dog, unless the dog is ineligible for reinstatement as per Section 8.8.3. The request for reinstatement must be accompanied by a deposit as set by the Board.

- (b) Certification in writing by two licensed judges stating the dog acted appropriately during two reenactments of the incident. The reenactments should involve different dogs or people, depending on the nature of the incident. Neither of the two judges may be owners, co-owners, immediate family of the owners or co-owners, nor reside in the same household as the owners of the disqualified dog.
- (c) A letter requesting reinstatement, with the appropriate fee and any other documents as required in accordance with Policy & Procedures, Chapter VI, Shows & Trials, ST001.

8.11 Bitches in Season

- 8.11.1 Bitches in season will be tested as the last dog(s) at the end of the day. If there are two events on one day, a bitch in season should only be tested as the last dog in the last event. A bitch in season may return if there are events on a second day, and again, be tested as the last dog of the last event at the end of the day. Bitches in season should not be waiting in the area with other dogs.
- 8.11.2 Clubs may decide if bitches in season will be permitted to enter their Fetch Test. Whether bitches in season will be permitted should be printed in the premium list.

8.12 Health

- 8.12.1 No dog may be entered at a test if it has any communicable disease.
- 8.12.2 Dogs entered in a test must have current immunization status.
- 8.12.3 No dog may be brought onto the grounds or premises of a test if it:
 - (a) is known to have, parvovirus, kennel cough or other communicable disease.
 - (b) has recovered from distemper, parvovirus, kennel cough or other communicable disease within the last 30 days.

-
- (c) has been housed within 30 days prior to the show, trial or test on premises on which there existed distemper, parvovirus, kennel cough or other communicable disease.

- 8.12.4 Where it is found that these rules have been contravened, the dog in question shall be removed from the show, trial or test premises/grounds and the exhibitor will be subject to disciplinary action.
-

9 UNSPORTSMANLIKE CONDUCT

- 9.1.1 It shall be deemed unsportsmanlike conduct if a person, during the running of, or in connection with an event, abuses or harasses a judge, test official or any other person present in any capacity at the event.
- 9.1.2 Any handler who displays unsportsmanlike conduct or who is seen to kick, strike or otherwise roughly manhandle a dog while on the grounds of a Fetch Test at any time during the holding of the event, may be expelled from the test by the Fetch Test Committee.
- 9.1.2 The judge(s) shall also have the authority to expel a handler from a test if they observe unsportsmanlike conduct on the part of the handler or see the handler kicking, striking or otherwise roughly manhandling a dog while the event is in progress. It will be the duty of the judge to report promptly to the Fetch Test Committee the expulsion of a handler.
- 9.1.3 The Fetch Test Committee shall investigate, at once, any instance of alleged unsportsmanlike conduct on the part of the handler, or any report that a handler has been observed kicking, striking or otherwise roughly manhandling a dog. If the Fetch Test Committee, after investigation, determines that a handler is in violation of this section, and that the incident, if proven, would constitute conduct prejudicial to the sport or the CKC, it shall exercise its authority in accordance with the Complaints section of these rules.
- 9.1.4 The Fetch Test Secretary shall submit to the CKC a complete report of any hearing action taken under this section within 14 days.
-

10 STANDARDS FOR FETCH TESTS

10.1 Handlers

While we hope the owner of the dog will want to participate in the Fetch tests, someone other than the owner may handle the dog.

10.1.2 Greeting participants

The purpose of greeting the handler at the beginning of the test is to provide a warm welcome and set the stage for the rules of the test. Here is the general tone of an ideal greeting:

“Welcome to the Fetch test. “This is the Novice course. This is three single retrieves, one each to the left, right and center of the course. You need to throw the ball between the _____.” (Name the distractions/obstacles— box, chair, etc.) “For each throw, tell me where you will be throwing the ball. Do you have any questions? Let’s get started. Are you ready?”

10.1.3 Instructions to handlers

The judge may say something like, “Welcome to the Novice Fetch test,” then tell the handler what is expected, such as, “Your dog must do three (3) retrieves at 9 m (30 ft). One will be to the right, one to the center, and one to the left. You may do these in any order. Your dog must stay until the ball stops moving. Please tell me the direction to you will throw each ball—left, right, or center.” For Novice and Intermediate, the judge will instruct the handler as to where ball should be thrown (between obstacles).

10.1.4 Feedback to handlers

There are times when the judge will need to give feedback to the handler. Feedback should be given in a calm, unemotional and supportive manner. Examples of when feedback is needed may include when:

- A handler should attempt the test item again.
“Let’s try that again. This time, you should throw the ball between the obstacles.”
- The dog needs to repeat the test item.
“Try that again. This time, make sure your dog is at your side when you start.”
- The handler is physically correcting the dog.

“Remember, you should not be correcting your dog with tugs on the leash.”

- When the dog fails the test:
“Your dog did great on two of the three retrieves, but he only came within 4.6 m (15 ft) of you on the third one, so he didn’t pass the test. He is close – this is something you can work on and try again.”

10.1.5 Corrections

In the Fetch test, handlers may talk to their dogs, but not excessively. There should be no leash corrections. Depending on the severity of the correction, the judge may give the handler a reminder or may dismiss the handler.

10.1.6 Encouragement

Handlers may talk to their dogs and they may encourage them by calling them and praising them (“Good boy!”). Handlers may pat their legs to encourage the dog to come to them.

10.2 Collars Harnesses, Leads & Gear

10.2.1 Dogs must wear a collar in the Fetch test. They must come into the Fetch test area with a leash attached to the collar.

10.2.2 The leash may not be draped around the dog’s neck; the leash should be attached to the collar.

10.2.3 In place of a leash, a cord may not be put through the collar and released when it is time to retrieve.

10.2.4 Approved collars for the Fetch test are slip collars, buckle collars, or Martingales. Dogs may not wear prong collars, e-collars, head collars, muzzles, or body harnesses.

10.2.5 There may be tags on the collar. Check cords may not be attached to the collar. Leashes should be 4 ft. to 6 ft. long and should be made of fabric, leather or biothane.

10.2.6 Clubs are advised to state in their premium lists that dogs must wear a collar.

10.2.7 Dogs may wear coats in the Fetch test in cold weather. Dogs may not wear clothes/costumes in the test. Belly bands are not permitted.

-
- 10.2.8 While we recognize that clickers may be valuable training tools, they are not permitted in the Fetch test. Verbal praise may be used in the test.

10.3 Locations

- 10.3.1 The location for the test will be outdoors or in an equivalent setting (e.g., an indoor agility facility).
- 10.3.2 For indoor settings, flooring must be used that will prevent dogs from being injured while running. Examples include turf or dirt that is not hard-packed, or mats with padding .95 cm (3/8 in) that are used for sports such as agility or flyball. Not acceptable are uncovered concrete, or thin ring matting .32 cm (1/8 in).

10.4 Size of test area

- 10.4.1 The Fetch test is given outdoors or in an equivalent setting (e.g., an indoor agility facility with turf or dirt that is not hard-packed). The test area should be at least 30.5 m x 30.5 m (100 x 100 ft) if all four (4) levels of Fetch are to be administered (Novice, Intermediate, Advanced and Retriever) but it may be larger.
- 10.4.2 The club is permitted to offer only the lower levels of the Fetch test. If only lower levels are offered, the size of the test area must be the size required for the largest level of test offered plus 6 m (20 ft).

There are no exceptions to the size requirements.

Novice only = for a 9 m (30 ft) retrieve + 6 m (20 ft)
= a 15 m x 15 m (50 x 50 ft) test area is required

Intermediate = for a 15 m (50 ft) retrieve + 6 m (20 ft)
= a 21 m x 21 m (70 x 70 ft) test area is required

Advanced = for a 21 m (70 ft) retrieve + 6 m (20 ft)=
a 27 m x 27 m (90 x 90 ft) test area is required

Retriever = for an 24 m (80 ft) retrieve + 6 m (20 ft)=
a 30 m x 30 m (100 x 100 ft) test area is required

- 10.4.3 As can be seen above, if a club chose to only offer Novice testing, they could use a 15 m x 15 m (50 x 50 ft) test area. If the club chose to only offer Novice and Intermediate, the Fetch test area would need to be a minimum of 21 m x 21 m (70 x 70 ft).

10.5 Course design

- 10.5.1 The course for the Fetch test will be set up the morning of the event. The club/judge should do everything possible to ensure there is no practicing on the field the day of or the day before the test. If the test is held at a show, the club should do its best to prevent other show exhibitors from using the Fetch test area as an exercise or potty area for their dogs before the Fetch test.

10.6 Start line

- 10.6.1 The start line should be 1.5 m (5 ft) long, and it should be marked so that participants know where to stand.
- 10.6.2 The start line is positioned in the center of the test area.
- 10.6.3 The start line may be marked with chalk (outdoors) or tape (indoors), small cones, or other unobtrusive objects such as flat, vinyl “soccer dots” (see www.google.com for soccer dots).
- 10.6.4 The start line does not move. It is lined up with the center throw. Handlers may turn their bodies to the left or right for throws in these directions, but they may not move to line themselves up with the left or right side of the test area (e.g., they may not move to stand directly in line with a left or right blind).
- 10.6.5 As per the Fetch chart, handlers may take two (2) large steps to get the returned object from the dog in Novice, and one (1) large step in Intermediate. Handlers may take a maximum of five (5) steps backward to encourage the dog to come to them.

10.7 Starting position

- 10.7.1 The test begins with the dog at the handler’s side. Either side may be chosen.
- 10.7.2 For all levels (Novice, Intermediate, Advanced, Retriever), the dog may sit, down, or stand to start.

Novice and Intermediate - The dog may be between the handler’s legs.

Advanced and Retriever – The dog may not be between the handler’s legs.

-
- 10.7.3 Small dogs may not be held during the test. This includes in the starting position, or while the object is being thrown or placed. The handler may kneel, bend over, or squat in Novice and Intermediate to hold the collar. The collar may be held in Novice, and in Intermediate, it may be held with one finger.

10.8 Soiling the Test Area

- 10.8.1. Dogs who urinate or defecate on the Fetch test course do not qualify. When a dog soils the test area, the area should be cleaned. There are several products that are odor eliminators.

10.9 Fencing

The premium list should state if the test area is fenced. Temporary fencing may be used.

10.10 Flooring

- 10.10.1 The location for the test will be outdoors or in an equivalent setting (for example, an indoor agility facility). For indoor settings, flooring must be used that will prevent dogs from being injured while running. Examples include turf or dirt that is not hard-packed, or mats with padding .95 cm (3/8 in) that are used for sports such as agility or flyball. Not acceptable are uncovered concrete, or thin ring matting .32 cm (1/8 in).

10.11 Spectator area

- 10.11.1 The spectator area should be at a distance so as not to disturb or distract the dogs in the test. Dogs that are entered in the test should not be waiting close to the test area or start line.

11 TESTS

11.1 Test Area

For outdoor surfaces, the test area should be flat. It is not acceptable to have the test on a hill or have dogs running over a raised berm.

Grass should be cut so that when the dog gets to the ball or bumper, it can see the retrieving object without having to search through grass.

11.2 Format

The Fetch test is held outdoors or in an equivalent setting (e.g., an indoor agility facility with turf or dirt that is not hard-packed). The test is in-person only; no video tests are allowed.

11.3 Leaves Test Area (off course)

If the dog leaves the test area (e.g., runs out a gate) it does not qualify. This is indicated as “off course” at the bottom of the Checklists.

If the dog left the designated test area, came back, and started to work again, it still would not qualify.

11.4 Test Equipment

11.4.1 The Retrieving Objects

- In the Novice and Intermediate tests, the retrieving object maybe either a tennis ball or equivalent, a retrieving bumper, or a handler’s choice toy (e.g., KONG Wubba).
- Dumbbells or gloves may not be used as retrieving objects.
- Discs (Frisbees) may not be used as retrieving objects.
- Stuffed animals may not be used as retrieving objects.
- There may be NO SQUEAKERS or other noise makers in the balls, toys, bumpers, etc.
- Bumpers (or other retrieving objects) may not be scented or filled with food.
- Retrieving objects may not be launched from a mechanical apparatus such as a ball gun or an automatic ball throwing device.
- In the Advanced and Retriever tests, the retrieving object may be a bumper or tennis ball or equivalent.

-
- The retrieving objects may be provided by the handler. The club should also have a ball and bumpers in case a handler did not bring theirs.

11.4.2 The Obstacles and Blinds

The club/judge may choose from a variety of obstacles and blinds.

Blinds

- For Advanced and Retriever tests, there are three (3) blinds. The blinds are 3 m (10 ft) to 3.7 m (12 ft) long.
- For Advanced, the distance from the start line to the center blind is 21 m (70 ft) For Retriever, the distance from the start line to the center blind is 24 m (80 ft).
- Blinds are at least 61 cm (24 in) tall and a maximum of 76 cm (30 in). The distance between the blinds is about 7.6 m (25 ft) to 9 m (30 ft).

Blinds, dog jumps over

- Ideally, a dog has received training before it comes to a Fetch test and it has been taught to go in the spaces between the blinds when retrieving.
- However, if a dog jumps over a blind, but it brings back the correct object (e.g., bumper), the dog is not penalized. The point of the exercise is retrieving.

Bumper/ball, handler specifies which one (see Retrieve)

- Bumpers are also called “dummies.” They should be made of soft rubber plastic, foam, or canvas. They may be weighted and of any color. They may not contain any scent (e.g. food) or noise-making components (e.g., squeakers, bells, whistles, squawkers).

Doubles

- In the Doubles, the two bumpers/balls must be in two different directions. For example, the bumpers that are thrown in a double can be one to the center and one to the left. They cannot both be to the center.
- The throws for the two doubles in Advanced and Retriever may be repeated. For example, for the first Double, the handler could throw center, then

right. For the second Double, the handler could throw to the center, then right again.

Obstacles

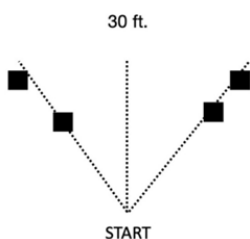
Obstacles may include boxes, packing crates, storage crates, laundry baskets, etc.

Obstacles, distance between

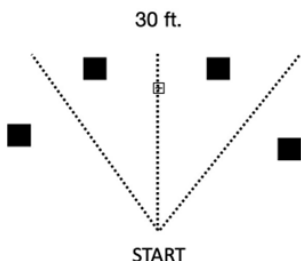
For the distance between the start line and blinds, see “Blinds.”

The distance between the obstacles (boxes, crates, etc.) was deliberately not specified so there can be some variability among courses. The distance between obstacles is about 1.8 m (6 ft) to 3 m (10 ft). The main thing to consider is to place the obstacles at an angle so handlers can throw between obstacles.

Unacceptable angles: Novice
The handler cannot throw between the boxes.



Acceptable angles: Novice
The handler is able to throw between the boxes.



Order of testing

There are four (4) levels of titles for Fetch testing. These are Novice, Intermediate, Advanced and Retriever. The judge may determine the order in which these are tested. However, particularly in hot weather, it is suggested that the Retriever testing goes first, followed by Advanced, then Intermediate and Novice.

There will most likely not be many dogs testing at the Retriever level, so scheduling them first will prevent them from having to wait all day for a large group of Novice dogs to be tested. Further, because of the longer distances that the dogs must run in Retriever and Advanced, it is best to conduct their tests earlier during hot weather.

11.5 Retrieve

The handler enters the test area with the dog. The dog must be wearing a collar and a leash when entering the test area. When the handler gets to the start line (see Start line), the leash is removed.

The handler must tell the judge (or the judge may ask) the order (left, center, right) in which the dog must retrieve the objects (balls, bumpers, etc.). (“I’m going to send him to the center, then right, then left”). If the dog returns the wrong object, it does not pass.

In Advanced and Retriever, the handler may tell the helper the order in which objects are to be dropped.

For example, in the Retriever test, “Please drop them from left to right.”

The dog is sent only when the retrieving object such as a ball is “dead.” This means it has stopped moving.

Return (when the dog returns the object)

When the dog returns the object to the handler, in Novice and Intermediate, it must give the object to the handler or drop it. In Advanced and Retriever, the handler must be able to take the object or the dog must deliver it to hand.

To get the object, the handler may not grab the dog by the collar, muzzle, cheeks, or anywhere else. When the dog returns the object, tug games are not permitted.

For Advanced and Retriever, where more than one ball/bumper is used, as the dog returns the objects, the handler may choose to bring a bucket or container in which they can place the retrieved objects. The handler may also hold the retrieved object (most will hold it behind their back), or they may put it on the ground. If the retrieved object is placed on the ground, it will usually be dropped behind them.

11.6 Rewards, reinforcers (food, clickers, toys)

While we recognize that food can be a very valuable tool when teaching a skill, food as a reward or lure (to guide the dog into position) is not permitted in the Fetch test. Further, handlers may not use “imaginary food” where they attempt to guide the

dog with an empty hand as though they were holding food. Clickers and toys may not be used in the Fetch test as reinforcers or lures.

11.7 Throwing the ball/bumper

In Advanced and Retriever, the ball/bumper may be thrown or dropped. A Chuckit! may be used if the ball is thrown. A helper (provided by the handler) may throw the ball/bumper in Advanced and Retriever. Since most handlers will not be able to throw 21 m - 24 m (70-80 ft), in most cases in Advanced and Retriever, the ball/bumper will be dropped by a helper.

In Novice and Intermediate, the handler may throw the ball. A Chuckit! may be used. A helper may throw for the handler.

If the handler throws three (3) times and cannot get the ball on the course or to the minimum distance, the judge should have a helper throw, or the ball/bumper should be placed by the helper or judge.

Indoor tests: when balls are thrown indoors, there is often a problem with the balls hitting walls, bouncing, etc. Balls may have rope handles to make them less likely to roll. Also, judges may decide to have helpers drop or place the balls/bumpers at indoor tests.

Time to complete the retrieve

The time it takes the dog to complete the retrieve is up to the discretion of the judge. However, once the dog stops working and is off-task, there are time limits to how long the dog can be off-task before it does not pass the test. (see Dog not working, page 36).

11.8 Sending dog

The dog should be sent to retrieve when the ball is "dead." Dead is when the object has stopped moving.

11.9 Signals

The dog must respond to signals. Signals may include verbal cues ("Fetch it!"), hand signals, whistles, or a combination.

11.10 Repeat throws

When a handler or helper throws the ball or drops the bumper in error (e.g., it goes off the course, in

front of the blind, etc.), the ball or bumper may be thrown or dropped again.

If the handler throws three (3) times and cannot get the ball on the course or to the minimum distance, the judge should have a helper throw, or the ball/bumper should be placed by the helper or judge.

11.11 Restart

A restart occurs when the:

- 1) dog refuses to leave the start line when directed.
The handler may repeat the cue (e.g., "Fetch it!") to start. This is a restart.
- 2) dog picks up the retrieving object but drops it on the way back to the handler.

If the dog drops the ball and picks it up quickly, there is no penalty.

If the dog does not pick up the ball, the handler may prompt and encourage the dog ("Get it!"). This is a restart.

- 3) dog is off-task, for example, gets the "zoomies."
The handler may repeat the cue (e.g., "Fetch!"). This is a restart.

The handler may not go and get the dog and return it to the start line.

If the dog exceeds the time allowed (see Dog Not Working, page 36), it does not pass.

- 4) dog leaves the start line before directed and is recalled to start over. This is a restart.

Novice – 2 restarts per test (not per throw)

Intermediate – 2 restarts per test (not per throw)

Advanced – 1 restart per test (not per throw)

Retriever – 1 restart per test (not per throw)

11.12 Dead ball

The ball is "dead" when it has stopped moving. Dogs are sent to retrieve once the ball is dead, not when it is still moving.

11.13 Backing up

Ideally, dogs will be trained to return the ball/bumper to the handler at the start line. However, handlers may back up within reason (e.g., a maximum of five (5) steps) to encourage the dog to return to the handler. The handler may not run forward with the dog.

Exchanging ball for food or another ball
When the dog returns to the handler with the ball/bumper, the handler may not exchange the ball the dog is returning for food, or another ball/bumper, or toy.

The handler may not have two balls/bumpers and show a second one to the dog when it returns in order to get the dog to release the object in its mouth.

11.14 Food rewards

While we recognize that food can be a very valuable tool when teaching a skill, food as a reward or lure is not permitted in the Fetch test. Further, handlers may not use “imaginary food” where they attempt to guide the dog with an empty hand (as though they were holding food) to get it into position.

When the test is over and the handler has left the test area with the dog, food may be given as a reward.

11.15 Dog not working (Zoomies, fooling around, joy rides, standing still) How long?

There are times that the dog will be sent to fetch and the dog will run around the course off-task. He may or may not have the ball/bumper in his mouth, but he is not returning directly to the handler.

How long can the dog be off-task before he does not pass this test item?

- Novice – if longer than 30 seconds, the dog does not pass.
- Intermediate – if longer than 20 seconds, the dog does not pass.
- Advanced and Retriever – must be making reasonable progress toward retrieving including searching for the bumper, etc. For Advanced and Retriever, an interruption in the dog working (e.g., drops ball, scratching, sits and rests), must not exceed 15 seconds.

Handlers may instruct the dog to fetch when it is off-task.

The clock for Novice (30 seconds), Intermediate (20 seconds), and Advanced and Retriever (15 seconds) starts at the point the dog is off-task, not when the whole exercise begins.

For off-task behavior, the dog is not searching or looking for the ball/bumper. The dog is not making progress related to searching for the ball or bumper or is not returning to the handler. “Zoomies” very often look like the dog is making big loops around the test area. Off-task behavior also includes going to the edge of the test area to sniff (without looking for the ball/bumper).

The judge may use a stopwatch, or they may start a verbal count... “One thousand and one, one thousand and two, one thousand and three...” up to 15, 20, or 30 seconds.

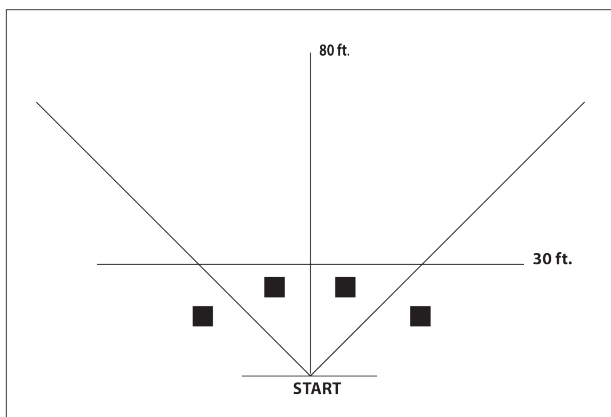
11.16 Practice runs (Fun runs)

Practice runs may not be held on the day of the Fetch test. They may be held the day or night before, or anytime before the day/evening before the test. The club may charge a fee for a practice run.

If the practice run takes place at an event (e.g., a multiple-day dog show), it should be listed in the premium list.

12 Fetch Test

12.1 NOVICE (FTN)



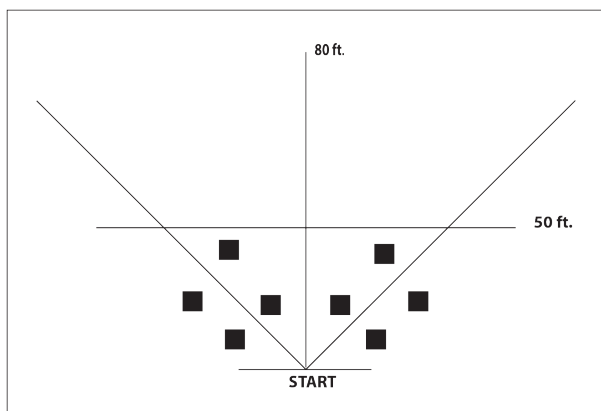
In the Novice Fetch test, the handler will throw an object—a ball, bumper, or toy, and the dog will retrieve from at least 9 m (30 ft).

-
- The ball (or bumper or toy) will be thrown between the obstacles.
 - The handler (or helper) will throw three (3) singles (in an order determined by the handler):
 - Retrieves are one (1) to the left, one (1) to the center, and one (1) to the right as shown by the dotted lines in the diagram.
 - The dog will be able to see the ball as it goes between the obstacles.
 - The Novice course has four (4) obstacles. If boxes are used, they should be about 14 inches or taller. One “fun” obstacle may be used such as a lawn chair or lawn ornament.
 - The dog must pass a total of two (2) times at two (2) events under two (2) different judges to earn the title. Example: one (1) pass on Saturday, one (1) pass on Sunday to earn the title.

Procedure:

- The handler/dog will walk up to the start line with the dog on leash. The leash will be removed before the handler throws the first ball, bumper, etc.
- The handler will tell the judge the direction in which the dog will be sent (left, center or right).
- In Novice, the handler may hold the collar until the ball is thrown, lands, and is dead.
- Dog fetches, returns, and must come within two (2) steps of the handler. These may be large steps. The handler may take the ball.
- There should not be an extended game of tug when the dog returns the ball (a restart).

12.2 INTERMEDIATE (FTI)



In the Intermediate Fetch test, the handler will throw an object—a ball, bumper, or toy, and the dog will retrieve from at least 15 m (50 ft).

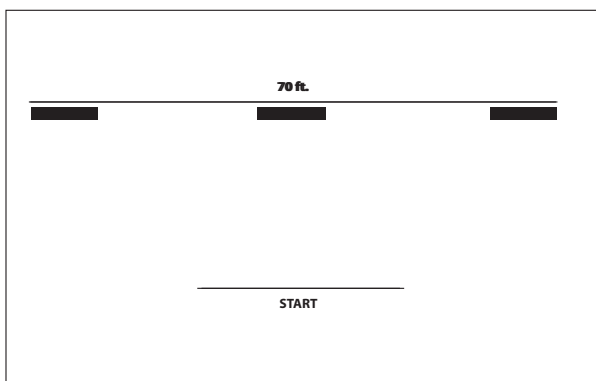
- The ball (or bumper or toy) will be thrown between the obstacles.
- The handler (or helper) will throw four (4) singles (in any order determined by the handler).
 - Retrieves are one (1) each to the center, right and left, then one (1) more to the right or left as shown by the dotted lines in the diagram.
- The dog will be able to see the ball as it goes between the obstacles.
- The Intermediate course has eight (8) obstacles. If boxes are used, they should be about 35.5 cm (14 in) or taller. A maximum of two “fun” obstacles may be used such as lawn chairs, or lawn ornaments.
- The dog must pass a total of two (2) times at two (2) events under two (2) different judges to earn the title. Example: one (1) pass on Saturday, one (1) pass on Sunday to earn the title.

Procedure:

- The handler/dog will walk up to the start line with the dog on leash. The leash will be removed before the handler throws the first ball, bumper, etc.
- The handler will tell the judge the direction in which the dog will be sent (left, center or right).

- In Intermediate, the handler may hold the collar with one (1) finger until the ball is thrown, lands, and is dead.
- Dog fetches, returns, and must come within one (1) step of the handler. The handler may take the ball. There should not be an extended game of tug when the dog returns the ball.
- If the dog starts and then stops, the handler may resend the dog two (2) times. (restarts)

12.3 ADVANCED (FTA)



In the Advanced Fetch test, the dog will retrieve bumpers (or balls) from at least 21 m (70 ft). These are marked retrieves in which the dog can see a ball or bumper as it is dropped or thrown. The dog retrieves balls or bumpers that are behind blinds.

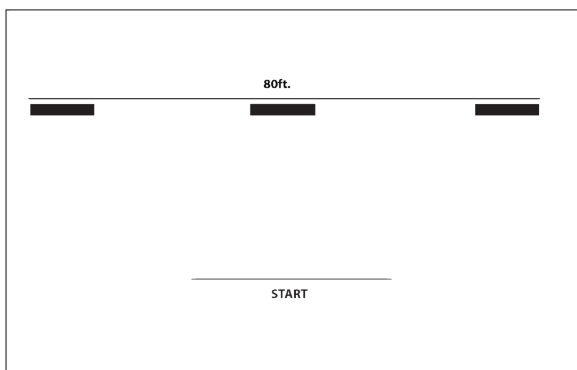
- The bumpers will be dropped behind the blinds by an event helper.
The handler may request to throw the bumpers rather than have them dropped.
- The dog must do two (2) singles and two (2) doubles (the order of the singles and doubles and the retrieves will be determined by the handler).
 - two (2) Singles: one (1) to the center, and one (1) to the right or left. These will go behind the blinds.
 - two (2) Doubles: Bumpers for Doubles must be two (2) different directions (e.g., one (1) center, one (1) left). They cannot be the same direction.

- The Advanced course has three (3) blinds at least 61 cm (24 in) tall and 3 m to 3.7 m (10 ft. to 12 ft) long. Blinds may be no taller than 76 cm (30 in).
- The dog must pass a total of two (2) times at two (2) events under two (2) different judges to earn the title. Example: one (1) pass on Saturday, one (1) on Sunday to earn the title.

Procedure:

- The handler/dog will walk up to the start line with the dog on leash. The leash will be removed before the helper begins to drop bumpers behind each of the blinds. The handler will tell the helper which blinds should have bumpers dropped behind them (e.g., for the Double, “right and center”, “left and right”, etc.)
- In Advanced, the handler may not hold the collar. The bumpers/balls must be dead before the handler sends the dog. The handler will tell the judge to which blind the dog is being sent (left, center or right).
- Dog fetches, returns, and must come close enough for the handler to take the bumper (or the dog delivers to hand).
- If the dog starts and then stops, the handler may resend the dog one (1) time (a restart).

12.4 RETRIEVER (FTR)



In the Retriever Fetch test, the dog will retrieve bumpers (or balls) from at least 24 m (80 ft). These are marked retrieves in which the dog can see a ball or bumper as it is dropped or thrown. The dog retrieves balls or bumpers that are behind blinds.

-
- The bumpers will be dropped behind the three (3) blinds by an event helper.
 - The handler may request to throw the bumpers rather than have them dropped.
 - The dog must do two (2) doubles and one (1) triple (the order of the triple and doubles and the retrieves will be determined by the handler).
 - Two (2) Doubles: To the center, right or left behind the blinds. There must be two (2) balls thrown in two (2) different directions (e.g., they cannot both be thrown to the left).
 - One (1) Triple: Must be one (1) center, one (1) right, one (1) left (behind the blind).
 - The Retriever course has three (3) blinds at least 61 cm (24 in) tall and 3 m to 3.7 m (10 ft. to 12 ft) long. Blinds may not be taller than 76 cm (30 in).
 - The dog must pass a total of two (2) times at two (2) events under two (2) different judges to earn the title. Example: one (1) pass on Saturday, one (1) on Sunday to earn the title.

Procedure:

- The handler/dog will walk up to the start line with the dog on leash. The leash will be removed before the helper begins to drop bumpers. For the Doubles, two (2) bumpers are dropped/thrown; for the Triple, three (3) bumpers are dropped/thrown.
- In the Retriever test, the handler may not hold the collar. The bumpers/balls must be dead before the handler sends the dog. The handler will tell the judge to which blind the dog is being sent (left, center or right).
- Dog fetches, returns, and must come close enough for the handler to take the bumper (or the dog delivers to hand).
- If the dog starts and then stops, the handler may resend the dog one (1) time (a restart).

13 Fetch Test Summary Chart

	Novice	Intermediate	Advanced	Retriever
Format of test	In-person only	In-person	In-person	In-person
Who may test?	CKC Judge (who completes training)	Same as Novice	Same as Novice	Same as Novice
Distance	30 ft.	50 ft.	70 ft.	80 ft.
Number of retrieves	3 single retrieves (1 to center, 1 to left, 1 to right).	4 single retrieves (1 to center, 1 to left, 1 to right, then 1 more to left or right - handler's choice).	2 single retrieves (1 to center, 1 to right or left) 2 doubles All behind blinds	2 doubles 1 triple All behind blinds
Number of obstacles	4	8	3 blinds	3 blinds
Nature of obstacles	May be boxes/ crates, etc., items found in yard such as a lawn chair	May be boxes/ crates, etc., items found in yard such as a lawn chair	3 blinds at least 24- inches tall, no taller than 30 inches	3 blinds at least 24-inches tall, no taller than 30 inches
Thrower/Helper to Drop Bumpers	Dog owner or helper if needed.	Dog owner or helper if needed.	Event helper drops bumpers behind blinds. May throw.	Event helper drops bumpers behind blinds. May throw.
Restarts	2 restarts	2 restarts	1 restart	1 restart
The Send	Ball must stop moving before send- may hold collar	Ball must stop moving before send - may hold collar w/ 1 finger	Bumper must land- no holding collar	Bumper must land- no holding collar
Return to Handler	Must come within 2 large steps of handler, may give or drop	Must come within 1 large step of handler, may give or drop	Handler must be able to take from dog, or dog delivers to hand	Handler must be able to take from dog, or dog delivers to hand
Retrieving objects	Tennis ball or equivalent, bumper, handler's choice toy— wubba, etc.	Tennis ball or equivalent, bumper, toy	Bumper May use tennis ball or equivalent	Bumper May use tennis ball or equivalent
Number of times to pass	2	2	2	2
Title letters	FTN	FTI	FTA	FTR

The background of the page is a light blue color. It features several overlapping, semi-transparent versions of the Canadian Kennel Club logo. The logo consists of a shield with a stylized 'CKC' monogram, a dog's head, and a maple leaf. Below the shield is a banner with the text 'INCORPORATED' and 'FOUNDED 1888 FONDE'. Large, stylized maple leaves are scattered across the background, particularly on the right side.

THE CANADIAN KENNEL CLUB

5397 Eglinton Ave W, Suite 101

Etobicoke, Ontario

M9C 5K6

Telephone (416) 675-5511

E-mail: information@ckc.ca

Web Site: www.ckc.ca